


# 12 Step Recovery Program For User Documentation: The Ultimate Guide

Welcome to the ultimate guide on the 12 Step Recovery Program for User Documentation. In today's digital age, user documentation plays a crucial role in helping users understand and make the most out of various products and services. However, creating effective documentation can be a challenging task. That's where the 12 Step Recovery Program comes in, offering a comprehensive framework to ensure your user documentation is clear, concise, and user-friendly.

## The Importance of User Documentation

Before diving into the 12 Step Recovery Program, it's essential to understand the significance of user documentation. User documentation serves as a guide for users to understand and operate a product or service efficiently. It helps users troubleshoot issues, navigate through features, and derive maximum value from their investment.

Poorly structured or incomplete documentation can lead to frustrated users, increased customer support queries, and negative reviews. On the other hand, well-crafted user documentation can empower users, boost their confidence, and enhance their overall experience with your product or service.



## Dysfunctional Documents: A 12-Step Recovery Program for User Documentation

by Kurt Ament (Kindle Edition)

★★★★☆ 4.2 out of 5

Language : English

File size : 2317 KB

Text-to-Speech : Enabled

Screen Reader : Supported

Enhanced typesetting : Enabled  
Print length : 87 pages  
Lending : Enabled



## Understanding the 12 Step Recovery Program

The 12 Step Recovery Program for User Documentation is derived from the principles established by the renowned 12-step recovery program originally developed for addiction recovery. By applying these principles to user documentation, you can ensure your documentation is comprehensive, user-centric, and effective in meeting the needs of your target audience.

### Step 1: Admit That Your Documentation Needs Improvement

The first step towards improving your user documentation is acknowledging that there is room for improvement. Embrace the fact that your documentation can always be better and commit to making the necessary changes.

### Step 2: Identify Your Target Audience

To create user documentation that resonates with your users, you need to identify your target audience. Understand their needs, preferences, and knowledge levels to tailor your documentation accordingly.

### Step 3: Outline the Topics to Cover

Create a comprehensive outline that outlines the different topics you need to cover in your user documentation. This will serve as a roadmap, ensuring you address all essential aspects of your product or service.

### Step 4: Break It Down Into Digestible Chunks

Avoid overwhelming your users with lengthy paragraphs or dense information. Break down your documentation into smaller, digestible chunks. Utilize headings, bullet points, and visuals to enhance readability and comprehension.

### **Step 5: Use Clear and Concise Language**

Ensure your documentation is written in clear and concise language, free from jargon or technical complexities. Use simple, everyday language that your target audience can easily understand.

### **Step 6: Incorporate Visuals and Multimedia**

Visual aids such as screenshots, diagrams, and videos can significantly enhance user understanding. Incorporate visuals and multimedia elements into your documentation to make it more engaging and intuitive.

### **Step 7: Include Step-by-Step Instructions**

Break down complex processes or tasks into step-by-step instructions. This will guide users through each stage, making it easier for them to follow along and accomplish their goals.

### **Step 8: Solicit User Feedback**

Invite your users to provide feedback on your documentation. By actively seeking their input, you can gain insights into areas that require improvement and address any user pain points.

### **Step 9: Regularly Update and Maintain Your Documentation**

Technology and products evolve over time, and so should your documentation. Regularly review, update, and maintain your user documentation to ensure it remains relevant and up-to-date.

## Step 10: Seek Professional Help When Needed

If you lack the resources or expertise to create effective user documentation, don't hesitate to seek professional help. Engaging technical writers or content creators can help you deliver high-quality documentation that meets industry standards.

## Step 11: Share Success Stories

Nothing inspires users more than success stories. Share real-life examples of how users have benefitted from your product or service by following the documentation. This will build trust and further motivate users to engage with your documentation.

## Step 12: Never Stop Improving

User documentation is an ongoing process. Continuously strive to improve and refine your documentation based on user feedback, industry best practices, and emerging technologies.

The 12 Step Recovery Program for User Documentation offers a structured approach to improving your documentation's effectiveness. By applying these steps, you can create user-centric, clear, and comprehensive documentation that empowers users and enhances their overall experience. Remember, user documentation is a critical aspect of any product or service, and investing time and effort into its improvement will yield significant benefits in the long run.


### **Dysfunctional Documents: A 12-Step Recovery Program for User Documentation**

by Kurt Ament (Kindle Edition)

★★★★☆ 4.2 out of 5

Language : English

File size : 2317 KB



Text-to-Speech : Enabled  
Screen Reader : Supported  
Enhanced typesetting : Enabled  
Print length : 87 pages  
Lending : Enabled



This hands-on guide shows you how to use levels of edit to turn dysfunctional documents into healthy documents. It provides a flexible 12-step process to diagnose problems, develop treatments, and prevent relapses. It explains how to create, maintain, enforce, and even automate consensual writing guidelines to keep your documents healthy. Each step identifies the roles of managers, writers, and editors. You can customize the process, as needed.




## What Works And What Doesn In Customer Loyalty Programs - A Comprehensive Guide

Customer loyalty programs have become a crucial aspect of business strategies in today's highly competitive market. Brands across industries are...




## Boost Your Credit Scores - The Ultimate Guide to Improving Your Credit

Having a good credit score is crucial nowadays. It can open up doors to various opportunities such as getting approved for loans, obtaining lower interest rates, and even...




## Muted Tami Charles | A Voice That Echoes

Have you heard about the mystery surrounding Muted Tami Charles? This emerging artist is making waves in the music industry with her unique sound and captivating...




## 10 Effective Approaches to Identify and Examine Learning Needs and Deliver Knowledge

Learning is an ongoing process that plays a vital role in our personal and professional development. Identifying and examining learning needs enables us to enhance our...




## Exploring the Enchanting Life of Elizabeth Lawrence at the Concord Library

Step into the captivating world of Elizabeth Lawrence, a remarkable woman whose legacy still spreads its roots through the picturesque hallways of the Concord Library. As you...




## Easy Techniques And Step By Step Drawings For Kids Drawing For Kids Ages To 12

Art is not only a form of self-expression but also a great way to enhance creativity and develop fine motor skills in children. Drawing, in particular, is a fundamental skill...



## The Rage King: Unleash Your Inner Desires in this Urban Fantasy Harem Adventure!

Have you ever imagined a world where magic and fantasy collide with the modern urban lifestyle? Where mythical creatures roam freely in the bustling streets and hidden...



## The Inspiring Journey: The Life And Times of Ruth Bader Ginsburg

Ruth Bader Ginsburg, a name that echoed throughout history, leaving a profound impact on the legal landscape of the United States. As an advocate for...