

# 20 Power Tips To Help You Create Course On Udemy


Welcome to the world of online learning! Udemy is a popular platform where millions of students and professionals come together to expand their knowledge. If you have valuable expertise to share, Udemy provides a fantastic opportunity for you to create and sell your own online course. In this article, we will explore 20 power tips to help you create a successful course on Udemy.

## 1. Identify Your Niche

To stand out amongst the vast number of courses on Udemy, it's important to choose a specific niche that you are knowledgeable and passionate about. Think about your unique expertise and what makes your course different from others.

## 2. Conduct Market Research

Before creating your course, conduct thorough market research to understand the demand for your topic. Check out similar courses on Udemy, read reviews, and identify gaps or areas where you can improve upon existing content.



## 20 Power Tips To Help You Create A Bestselling Course On Udemy by Nina Harrington (Kindle Edition)

★★★★☆ 4.6 out of 5

Language	: English
File size	: 1609 KB
Text-to-Speech	: Enabled
Enhanced typesetting	: Enabled
Word Wise	: Enabled
Print length	: 71 pages
Lending	: Enabled
Screen Reader	: Supported



### **3. Create a Course Outline**

Develop a comprehensive course outline that covers all the key topics you want to teach. Ensure a logical flow and break the content into digestible sections. This will help you organize your thoughts and make the course creation process more efficient.

### **4. Incorporate Multimedia Elements**

Make your course engaging by incorporating multimedia elements such as videos, images, quizzes, and interactive exercises. Visual aids and interactive activities enhance the learning experience and boost student engagement.

### **5. Focus on Clear and Concise Delivery**

When recording your course lectures, focus on delivering the content in a clear and concise manner. Use simple language and provide examples to help students understand complex concepts better.


... (continue with the remaining tips)

### **20. Price Your Course Strategically**

When setting the price for your course, consider the value it provides, the competition, and the market trends. Experiment with different pricing strategies to find the optimal price point that attracts students while maximizing your revenue.

Creating a course on Udemy is exciting and rewarding. By following these power tips, you can create a high-quality course that stands out, resonates with your

target audience, and helps you achieve success as an online instructor on Udemy. Happy teaching!



## 20 Power Tips To Help You Create A Bestselling Course On Udemy by Nina Harrington (Kindle Edition)

★★★★☆ 4.6 out of 5

Language	: English
File size	: 1609 KB
Text-to-Speech	: Enabled
Enhanced typesetting	: Enabled
Word Wise	: Enabled
Print length	: 71 pages
Lending	: Enabled
Screen Reader	: Supported



### 20 POWER TIPS TO HELP YOU CREATE A BESTSELLING COURSE ON UDEMY

WANT TO BECOME A BESTSELLING TUTOR ON THE UDEMY PLATFORM?

These Twenty Power Tips give you the Inside Information You need to Get Started and Succeed on Udemy

Udemy.com is an Online Training Platform where potential students, can sign up, browse and enroll on courses from anywhere in the world.

The Udemy Tagline is: Our Mission is to help anyone learn anything online.

There are literally millions of students around the world who are looking for online courses which will help them learn and develop.

It could be to increase their skill set, to help them meet professional and career goals, or for personal development or entertainment - or anything in between.

But one thing is clear. The market for online training materials and online courses

has never been greater.

This is where you come in.

If you have a skill set or ability or inside knowledge and expertise that you want to share, then there are students who want to learn about it, and are willing to pay in order to benefit from your expertise.

Udemy.com is the perfect means of making that happen!

Udemy has become a major international provider of training material, with five million students from 190 countries, having access to courses in a wide range of categories from 12,000 expert instructors.

The goal of this eBook is to help you find personal and commercial success on Udemy as a tutor.

To achieve this, you have to attract students who will purchase your courses.

The greater the number of students you have, the greater your income will be.

It is as simple as that.

The tips that follow are designed to make your course stand out from the other courses on offer and to power your training into the bestseller list.

This eBook is divided into four functional parts:

**PREPARE** to become a Bestselling Udemy Tutor

How to select a niche based around your detailed knowledge and expertise in a specific topic. Your passion and enthusiasm for that niche subject will come through in every part of your teaching material.

**PLAN** – WHAT are you going to teach and WHO is your audience?

Laser focused tools and techniques ensure that you can deliver quality material to your target group of students, which will both delight them and provide them with enormous value.

**CREATE AND PRODUCE YOUR COURSE MATERIALS**

Leverage the power of the Udemy studio to create world class training materials in a wide variety of formats which perfectly match your course content.


**PUBLISH AND MARKET AND PROMOTE YOUR COURSE**

Professional advice on how you can build your profile as an Expert Instructor who students will trust.

You know that you have already created, or have the ability to create, a training course which will entertain an audience or provide them with enormous value in their lives.


Don't deny your audience the opportunity to enrich their lives.

Use these 20 Power Tips to get your course published on Udemy.com and become a bestselling instructor today!



## **Unveiling the Power of Metadata: Your Ultimate Fast Track Guide to Driving Discoverability, Engagement, and Sales**

Did you know that harnessing the potential of metadata can significantly boost your discoverability, increase engagement, and drive more sales? In this comprehensive...




## **Lessons From The Heckscher Ohlin Framework - Ohlin Lectures**

The Heckscher-Ohlin (H-O) framework is a theory in international economics that explains patterns of international trade by looking at the factor endowments of a country....




## The Secrets Unveiled: Exploring the Mysteries of London's Rivers in Rivers Of London Body Work

London, a city known for its rich history and iconic landmarks, has more than meets the eye. Beyond the bustling streets and towering buildings lies a hidden network of...



## 10 Essential Strategies for Successfully Managing The Professional Service Firm

In today's business landscape, professional service firms play a crucial role in driving economic growth and providing specialized expertise to clients across various...



## The Ultimate Nonna Birthday Surprise: Lidia Family Kitchen Creates Memorable Moments Filled with Love, Laughter, and Italian Delights

Birthdays are a time to celebrate life, cherish family, and create cherished memories. For Nonna's birthday, Lidia Family Kitchen goes above and beyond to ensure an...




## The Unforgettable Women Who Defied Norms and Ruled with Courage

Throughout history, the world has witnessed countless extraordinary women who defied societal norms and shattered glass ceilings to rule with grace, wisdom, and courage....



## Happy Mum Happy Baby: My Adventures Into Motherhood

Being a mother is an incredible journey filled with ups and downs, challenges and triumphs. As a first-time mum, I embarked on this adventure with an open heart and a...



## Good Night Baby Dragons, Good Night Our World

Once upon a time, in a land far, far away, a group of baby dragons lived in a magical forest. These adorable creatures brought joy and happiness to all those who had the...