

Balanced Scorecards And Operational Dashboards With Microsoft Excel: Taking Business Performance to the Next Level

In today's fast-paced and complex business environment, organizations face the challenge of effectively managing their performance while keeping up with constant changes. To empower businesses with the ability to measure and improve their performance, the concept of balanced scorecards and operational dashboards has emerged as a powerful tool. And with Microsoft Excel, one of the most widely used spreadsheet software in the world, businesses can harness the potential of these tools to take their performance management to new heights.

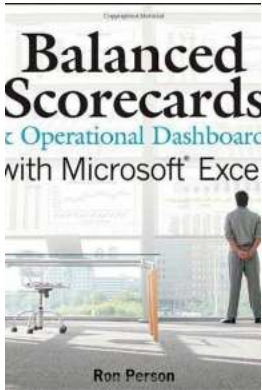
What are Balanced Scorecards?

Balanced scorecards are strategic performance measurement tools that provide organizations with a balanced view of their performance across multiple perspectives. Traditionally, most organizations relied solely on financial metrics to assess their performance. However, this approach failed to capture the complete picture of a business's success, as other non-financial factors greatly impact the organization's overall performance.

A balanced scorecard, on the other hand, takes into account various perspectives such as financial, customer, internal processes, and learning and growth. By incorporating non-financial factors, organizations gain a holistic view of their performance, enabling them to make informed decisions for future growth.

Balanced Scorecards and Operational Dashboards with Microsoft Excel

by Ron Person (2nd Edition, Kindle Edition)



★★★★☆ 4.1 out of 5
Language : English
File size : 54485 KB
Text-to-Speech : Enabled
Enhanced typesetting : Enabled
Print length : 481 pages
Lending : Enabled
Screen Reader : Supported



The Benefits of Balanced Scorecards

The implementation of balanced scorecards brings several benefits to organizations. First and foremost, it aligns the organization's strategic objectives with its operational activities. This alignment ensures that all efforts are directed towards achieving the desired outcomes. Additionally, balanced scorecards enable organizations to track performance over time, making it easily measurable and manageable.

Moreover, balanced scorecards enhance communication and collaboration within the organization. Since multiple perspectives are considered, different departments and teams can better understand how their actions contribute to the organization's overall success. This transparency fosters a culture of teamwork and shared responsibility.

Operational Dashboards: A Real-Time Performance Monitoring Tool

Operational dashboards complement balanced scorecards by providing real-time data and insights. These visual representations of key performance indicators (KPIs) allow organizations to monitor their performance at a glance. With the

ability to customize dashboards based on specific metrics and goals, businesses can gain valuable insights into various operational areas.

Microsoft Excel offers powerful features and functionalities to create interactive and dynamic operational dashboards. Leveraging Excel's formulas, charts, and pivot tables, users can design visually appealing dashboards that not only inform but also engage stakeholders.

The Power of Microsoft Excel in Building Balanced Scorecards and Operational Dashboards

Microsoft Excel, with its extensive capabilities, serves as an ideal platform for creating balanced scorecards and operational dashboards. It provides a familiar and user-friendly interface along with a wealth of tools and functions that enable organizations to effectively track and measure their performance.

By utilizing Excel's advanced features such as conditional formatting, data validation, and slicers, businesses can enhance the visual appeal and functionality of their scorecards and dashboards. These visually appealing elements not only make data interpretation easier but also increase user engagement.

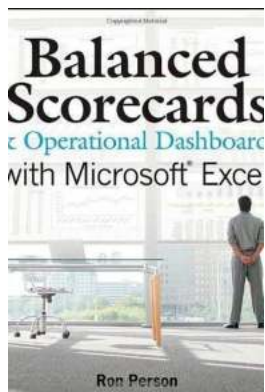
Moreover, Excel's extensive compatibility with other Microsoft products and services, such as SharePoint and Power BI, further enhances its effectiveness as a performance management tool. With seamless integration, organizations can collaborate, share, and analyze data with ease, ensuring that the right information reaches the right people at the right time.

As organizations strive for continued success, the importance of effective performance management through balanced scorecards and operational dashboards cannot be overstated. These tools allow businesses to align their

strategic objectives with operational activities, monitor performances in real-time, and make data-driven decisions.

Microsoft Excel, with its unparalleled capabilities, provides businesses with a versatile platform to build dynamic and impactful scorecards and dashboards. By leveraging Excel's features and functions, organizations can gain a comprehensive understanding of their performance, fostering a culture of continuous improvement and success.

Embrace the power of balanced scorecards and operational dashboards with Microsoft Excel, and witness the transformation of your organization's performance management.



Balanced Scorecards and Operational Dashboards with Microsoft Excel

by Ron Person (2nd Edition, Kindle Edition)

★★★★☆ 4.1 out of 5

Language : English
File size : 54485 KB
Text-to-Speech : Enabled
Enhanced typesetting: Enabled
Print length : 481 pages
Lending : Enabled
Screen Reader : Supported




Learn to maintain and update scorecards and dashboards with Excel

Balanced Scorecards and operational dashboards measure organizational performance and Microsoft Excel is the tool used worldwide to create these scorecards and dashboards. This book covers time-proven step-by-step

processes on how to guide executive teams and managers in creating scorecards and dashboards. It then shows Excel developers how to create those scorecards and dashboards. This is the only book that converts theory into practice. The author addresses the people and processes you need to identify strategy and operational metrics and then implement them in dashboards in three versions of Excel. You'll learn how balanced scorecards help organizations translate strategy into action and the ways that performance dashboards enable managers monitor operations.

- Covers Excel 2010 back to Excel 2003
- Shows how to develop consensus on strategy and operational plans with the executive teams
- Details steps in creating tactical action plans
- Gives step-by-step guidance in creating the most powerful management dashboards
- Puts over ten years of experience in one book

Balanced Scorecards & Operational Dashboards with Microsoft Excel, Second Edition is the ultimate resource for enhancing your strategic and operational performance.




The Secret To Working Less And Achieving More

Are you tired of constantly feeling overwhelmed and stressed due to an ever-increasing workload? Do you find it difficult to strike a balance between work and personal life?...



World Of Reading Thor: Unlocking the Breathtaking Literary Universe

Are you a fan of Norse mythology, epic adventures, and captivating storytelling? Look no further than the "World Of Reading Thor" series, an exceptional...



The Incredible Journey of an American Patriot: Unveiling the Untold Tales of Bravery, Sacrifice, and Legacy

Throughout American history, there have been countless heroes who have devoted their lives to the pursuit of freedom, justice, and equality....



The Ultimate Guide: How To Build Amazing Lego Animal Projects With Step By Step Instructions

Are you a Lego enthusiast looking to take your building skills to the next level? Do you have a passion for wildlife and animal conservation? Then get ready to unleash your...




The Fundamentals Of Brand Serps For Business: Unlocking the Power of Search Engine Results Pages

When it comes to online presence, businesses understand the importance of search engine optimization (SEO) and the impact it has on their visibility. While many focus on...




Lost In The Nether - A Thrilling Adventure Into the Unknown

Are you ready for an adrenaline-filled journey into the depths of the unknown? Strap yourself in as we embark on an extraordinary expedition into the heart...



Timeless Leadership Lessons From An Engineering Mind And Aviation Icon

When we think of engineering and aviation, one name that almost instantly comes to mind is Howard Hughes. Hughes was not only a pioneering aviator but also a masterful...



Title: Hope And Redemption In Baseball's Longest Game: A Tale of Endurance and Triumph

Baseball, known as America's favorite pastime, has always been a game of resilience and the pursuit of victory. Throughout its rich history, there have been...

balanced scorecards and operational dashboards with microsoft excel

balanced scorecard operational excellence