

DIY Romantic Valentine Candles - Igniting Passion in the Air



Valentine's Day is a special occasion for celebrating love and affection. What better way to create a romantic ambiance than by incorporating candles into your evening plans? With DIY romantic Valentine candles, you can add a personal

touch to your Valentine's Day celebration and set the mood for some unforgettable moments.

The Art of Romance

Creating and designing your own Valentine candles can be an exciting project that allows you to infuse your personal style and emotions into your handcrafted creations. The warm glow and flickering flames of candles can enhance the atmosphere, making it perfect for a romantic rendezvous.



DIY Romantic Valentine Candles: Candles Making Guide: Valentine Candle by M. Prefontaine (Kindle Edition)

★★★★☆ 4.6 out of 5

Language : English
File size : 23467 KB
Text-to-Speech : Enabled
Screen Reader : Supported
Enhanced typesetting : Enabled
Print length : 47 pages
Lending : Enabled



Materials Needed

To get started on your DIY romantic Valentine candles, gather the following materials:

- Candle wax (preferably soy wax for a cleaner burn)
- Candle wicks
- Candleholders or containers
- Fragrance oils or essential oils

- Decorative elements (e.g., dried flowers, ribbons, or glitter)
- Double boiler or microwave-safe container for melting the wax
- Thermometer
- Stirring utensil

Step-by-Step Guide

Follow these simple steps to create your own DIY romantic Valentine candles:

Step 1: Prepare Your Workspace

Ensure you have a clean and clutter-free workspace where you can safely melt the wax and create your candles. Cover the area with newspaper or a protective layer to avoid any spills or mess.

Step 2: Melt the Wax

Using a double boiler or microwave-safe container, melt the candle wax. Gently heat the wax until it reaches the desired temperature, usually between 120-180°F (49-82°C). Make sure to check the specific melting temperature instructions for the wax you're using.

Step 3: Add Fragrance

Once the wax has melted, add a few drops of your chosen fragrance oil or essential oil. Stir gently to evenly distribute the scent throughout the wax. The fragrance will evoke a romantic ambiance and set the mood.

Step 4: Secure the Wicks

Dip the bottom of each candlewick into the melted wax and press it firmly onto the bottom of the container. Allow the wax to cool and harden, which will securely

hold the wicks in place.

Step 5: Pour the Wax

Carefully pour the melted wax into your chosen containers, ensuring that the wicks stay centered. Leave some space at the top to allow for any additional decorative elements you may want to add later.

Step 6: Customize Your Candles

This is where you can let your creativity shine. Consider adding dried flowers, ribbons, or glitter to personalize your candles. You can also experiment with different colors or layers of wax to create visually stunning effects.

Step 7: Allow to Cool and Set

Let your candles cool and solidify completely. This process usually takes several hours, but it's essential to allow enough time for the wax to harden properly.

Light Up the Romance

Once your DIY romantic Valentine candles are ready, it's time to light them up and fill the air with love and passion. Arrange them in a dimly lit room, turn off harsh overhead lights, and enjoy the beautiful soft glow they emit.

For an added touch, consider playing some soothing background music and preparing a delicious dinner or a special surprise for your loved one(s). The combination of candlelight, sweet melodies, and thoughtful gestures can create an unforgettable Valentine's Day experience.

DIY romantic Valentine candles offer an opportunity to unleash your creative side while setting the stage for a memorable and romantic evening. Remember to

prioritize safety during the process, ensuring proper handling of hot wax and fire prevention measures.

Whether you're celebrating with a partner, friends, or even alone, the soft glow of candles can create a warm and inviting atmosphere to revel in the joys of love. So, go ahead and give it a try – ignite passion in the air with your very own DIY romantic Valentine candles!



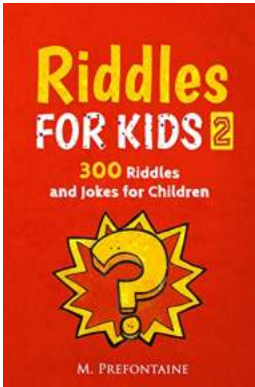
DIY Romantic Valentine Candles: Candles Making Guide: Valentine Candle by M. Prefontaine (Kindle Edition)

★★★★☆ 4.6 out of 5

Language : English
File size : 23467 KB
Text-to-Speech : Enabled
Screen Reader : Supported
Enhanced typesetting : Enabled
Print length : 47 pages
Lending : Enabled

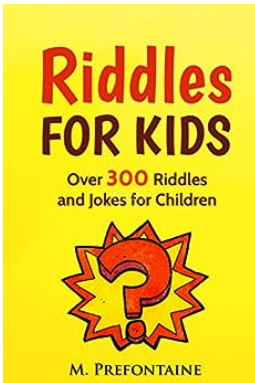


Candles are the best things to set the mood for Valentine's Day dinner. You can make a beautiful centerpiece with them or make a bunch of handmade candles to decorate your home for this season. Here are some tutorials to help you make such candles: Candles for Beginners, Floating Candles, Wine Glass Gel Candles, Swirled Container Candles, Citronella Candles




Over 300 Riddles And Jokes For Children

Let's face it, keeping children entertained can be quite a challenge. Whether it's during a long car ride, a rainy day at home, or simply a way to...



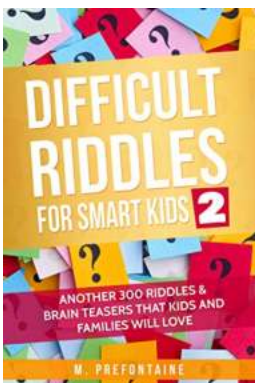
Over 300 Riddles And Jokes For Children

Are you looking for a fun way to keep your children entertained and engaged? Look no further! We have compiled over 300 riddles and jokes that are perfect for children of all...



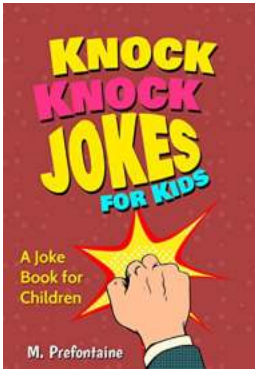
Cruithne Mythology And The House Of Night: Unveiling the Secrets of Ancient Lore

When the moon is veiled by a shadow and the sun sets, a hidden world comes to life. A world where ancient myths intertwine with the present, and mystical beings roam in...



Can You Solve These Challenging Riddles? Test Your Smartness Now!

Are you ready to put your brain to the ultimate test? Look no further! We have curated a collection of difficult riddles specifically designed for smart kids...



Jokes for Children: Laugh Out Loud with These Humorous Tales!

Laughter is contagious, and there's nothing quite like the sound of children's laughter. One of the best ways to put a smile on their faces and create cherished...



Riddles, Tongue Twisters, and Jokes for the Whole Family: Unveiling the Power of Laughter!

Laughter is often referred to as the best medicine, and rightly so! It brings joy, reduces stress, and strengthens bonds within families. What better way to share...



DIY Romantic Valentine Candles - Igniting Passion in the Air

Valentine's Day is a special occasion for celebrating love and affection. What better way to create a romantic ambiance than by incorporating candles into your evening...



Cartoon Cat Comic Book - The Perfect Adventure for Kids

Comic books have always been a beloved form of entertainment for people of all ages. They transport us to fantastical worlds where imagination knows no limits....

