

Easy Step By Step Drawing Tutorial For Kids, Teens, And Beginners: How To Learn To Draw Like A Pro


Are you intrigued by the mesmerizing art of drawing? Do you wish to express your creativity and create beautiful artworks? Learning to draw can be a fun and rewarding experience for kids, teens, and beginners alike. This step-by-step drawing tutorial will guide you through the process of becoming a skilled artist.

1. Gather Your Supplies

The first step on your artistic journey is to gather the necessary art supplies. Here's a list of what you'll need:

- Quality drawing pencils
- Eraser
- Sharpener
- Paper or sketchbook

With these essential tools in hand, you're ready to embark on your drawing adventure.



Anyone Can Draw Unicorns: Easy Step-by-Step Drawing Tutorial for Kids, Teens, and Beginners
How to Learn to Draw Unicorns Book 1 (Aspiring artist's guide 1 6) by Julia Smith (Kindle Edition)

★★★★☆ 4.4 out of 5

Language : English

File size : 6090 KB

Text-to-Speech : Enabled
Enhanced typesetting : Enabled
Word Wise : Enabled
Print length : 114 pages
Lending : Enabled
Screen Reader : Supported



2. Start with Basic Shapes

Every masterpiece starts with simple shapes. Begin by practicing drawing basic shapes such as circles, squares, triangles, and rectangles. These simple shapes form the foundation of more complex drawings.

Press lightly with your pencil and focus on the overall shape rather than the details. This exercise will help you develop proportion, spatial awareness, and hand-eye coordination.

3. Learn about Lines and Shading

Lines are essential in drawing as they define the form and structure of objects. Experiment with different types of lines, such as straight, curved, or dashed lines, to add depth and interest to your artwork.

Shading is equally important when it comes to creating realistic drawings. Practice various shading techniques, such as hatching, cross-hatching, and stippling, to bring your drawings to life.

4. Explore Different Perspectives

Learning to draw from different perspectives will add dimension and depth to your artworks. Experiment with drawing objects from different angles, such as top

view, side view, or three-quarter view. This will enhance your understanding of form and improve your observational skills.

5. Study Reference Materials

One of the best ways to improve your drawing skills is to study reference materials. Use photographs, images, or even real-life objects to practice drawing. Observe the details, proportions, and textures, and try to replicate them on paper.

Continuous practice and observation will help you develop a keen eye for detail and improve your ability to recreate what you see.

6. Learn from Tutorials and Online Resources

In this digital age, there is an abundance of drawing tutorials and online resources available at your fingertips. Take advantage of these platforms to learn new techniques, get inspiration, and connect with fellow artists.

You can find step-by-step tutorials, video demonstrations, and even interactive drawing games that make learning to draw an enjoyable experience.

7. Experiment with Different Mediums

Don't limit yourself to just pencils and paper. Experiment with different drawing mediums such as colored pencils, charcoal, pastels, or markers. Each medium has its unique qualities and allows you to explore various artistic styles.

Try different techniques and experiment with blending, layering, and mixing colors. This will help you discover your preferred medium and unleash your creative potential.

8. Embrace Mistakes and Practice Patience

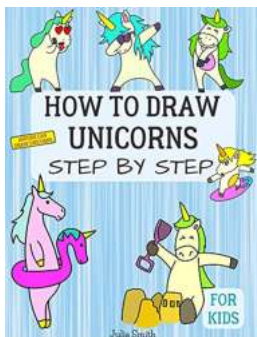
Remember, every artist starts as a beginner. Embrace mistakes as an opportunity to learn and grow. Drawing requires patience and persistence, so don't be discouraged if your early attempts don't meet your expectations.

Keep practicing, seek feedback from peers or mentors, and celebrate your progress along the way. Drawing is a journey, and each stroke of your pencil brings you closer to becoming a skilled artist.

Learning to draw is a rewarding and fulfilling endeavor for kids, teens, and beginners. By following this easy step-by-step drawing tutorial, you'll develop the fundamental skills needed to create beautiful artworks.

Remember to gather your supplies, start with basic shapes, learn about lines and shading, explore different perspectives, study reference materials, utilize online resources, experiment with different mediums, and embrace mistakes.

So, seize your pencil and let your imagination take flight. Unleash your inner artist and embark on the magical journey of drawing!



Anyone Can Draw Unicorns: Easy Step-by-Step Drawing Tutorial for Kids, Teens, and Beginners
How to Learn to Draw Unicorns Book 1 (Aspiring artist's guide 1 6) by Julia Smith (Kindle Edition)

- ★ ★ ★ ★ ☆ 4.4 out of 5
- Language : English
 - File size : 6090 KB
 - Text-to-Speech : Enabled
 - Enhanced typesetting : Enabled
 - Word Wise : Enabled
 - Print length : 114 pages
 - Lending : Enabled
 - Screen Reader : Supported



This is a great how to draw book for kids!


In this beginners drawing book, every mini drawing lesson is broken down into easy to follow step by step instructions.

Let your kids learn to draw because kids that draw:

- □ Develops Fine Motor Skills
- □ Encourages Visual Analysis
- □ Helps Establish Concentration
- □ Improves Hand-Eye Coordination
- □ Increases Individual Confidence
- □ Teaches Creative Problem Solving

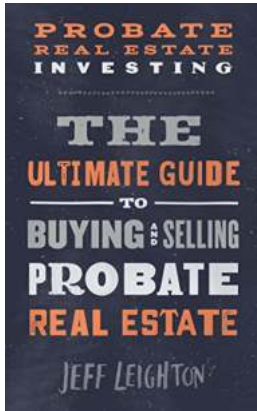
This learn to draw books for kids is perfect for kids 09 - 12, but also for kids age 04 - 08 with a high interest in drawing will be able to follow the instructions easily as well.

This How to Draw Unicorns: Step by Step beginners drawing for kids is the only sketch book for kids you'll need to turn your kids' creativity into artistic confidence, by having them learn how to draw cool stuff!




Easy Step By Step Drawing Tutorial For Kids, Teens, And Beginners: How To Learn To Draw Like A Pro

Are you intrigued by the mesmerizing art of drawing? Do you wish to express your creativity and create beautiful artworks? Learning to draw can be a fun and rewarding...



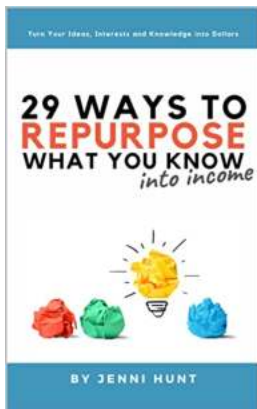
Discover the Lucrative World of Probate Real Estate Investing: Unveiling Untapped Opportunities

In the realm of real estate investments, opportunities abound in every nook and cranny. From flipping houses to rental properties, investors are constantly seeking out...




Mastering The Management Of Cybersecurity Internal Audit And IT Audit

In today's digital age, cybersecurity is of paramount importance for businesses around the world. With the increasing number of cyber threats and data breaches, organizations...




Turn Your Ideas, Interests, and Knowledge Into Dollars: How to Monetize Your Passion and Make a Living Doing What You Love

Do you love cooking? Are you passionate about photography? Do you have extensive knowledge about a specific topic or industry? If so, why not turn your ideas, interests, and...




Virtues And Values Illustrated - Unveiling the Beauty of Human Morality

Humanity has long been fascinated by the concepts of virtues and values. These fundamental aspects of human morality guide our actions, shape our character, and define who...




The Extraordinary Journey of Abdul Qadir: A Tale of Truthfulness and Resilience

Once upon a time, in a small village far away, lived a young boy named Abdul Qadir. Though he came from humble beginnings, there was something extraordinary about...



Two Trains Running: Unraveling the Power of August Wilson's Masterpiece

August Wilson, a renowned playwright whose works have shaped the landscape of American theater, gifted us with a plethora of poignant plays that explore the African...



Phillip Pooped In My Pink Patent Leather Purse

Have you ever had one of those moments where everything seems to be going perfectly, and then disaster strikes in the most unexpected way? Well, let me share...