

Guide To Deco For Valentine



The Perfect Guide to Create a Romantic Atmosphere for Valentine's Day

Valentine's Day is a special occasion to celebrate the love and affection between couples. It is a day filled with romance, and what better way to express your feelings than by creating a beautiful and romantic environment for your loved

one? In this guide, we will provide you with valuable tips and ideas on how to decorate your home for Valentine's Day, ensuring a memorable celebration.

1. Set the Mood with Colors

The color scheme you choose for your Valentine's Day decorations plays a crucial role in setting the romantic ambiance. Traditionally, red and pink are associated with this holiday, representing love and passion. However, you can also experiment with different shades of purple and white to add elegance and softness to your décor. Consider using these colors in your table linens, candles, flower arrangements, and other decorative elements to create a cohesive look.



Decoration Ideas For Valentine: Making Delicate Gifts with These Romantic Ideas: Guide to deco for Valentine by Frankie B. Rabbit (Kindle Edition)

★★★★★ 5 out of 5

Language : English
File size : 28444 KB
Text-to-Speech : Enabled
Screen Reader : Supported
Enhanced typesetting : Enabled
Print length : 53 pages
Lending : Enabled




2. Romantic Lighting is Key

Lighting can significantly enhance the romantic atmosphere of any room. Soft, warm lights are perfect for creating an intimate ambiance. Consider using string lights or fairy lights to add a touch of magic to your space. Candles are also a great way to create a romantic atmosphere, especially scented candles that can fill the room with a pleasant fragrance. Strategically place candles throughout

your home, focusing on areas where you and your partner will spend the most time together.

3. Create an Emotion-Invoking Tablescape

A beautifully set table can make your Valentine's Day dinner even more special. Start by choosing a tablecloth or table runner that complements your color scheme. Add some candles, rose petals, and romantic centerpieces to create a captivating tablescape. Consider using heart-shaped plates or napkins for an extra touch of love in your décor. Don't forget to incorporate some romantic music and dim the lights to enhance the dining experience.



4. Bring the Outdoors In

Nature-inspired decorations can add a fresh and romantic touch to your Valentine's Day décor. Consider incorporating flowers, branches, and greenery into your arrangements. Elegant vases filled with roses or tulips can create a visually stunning display. If you prefer a more rustic look, you can use mason jars

or wooden crates as planters. Hang some delicate garlands or wreaths made of dried flowers to complete the outdoor-inspired look.

5. Scatter Love Notes

Nothing says "I love you" more than heartfelt messages. Scatter love notes or sweet messages throughout your home to surprise your partner. You can write them on colorful paper hearts and hang them on a string or attach them to helium-filled balloons. Not only will these love notes make your décor more personalized, but they will also serve as a constant reminder of your affection.

6. Create a Cozy Space for Relaxation

After a romantic dinner, it's nice to have a cozy space where you and your partner can relax and enjoy each other's company. Set up a comfortable seating area with fluffy pillows and soft blankets. Add some scented candles and a tray with beverages or a bottle of champagne to create a luxurious vibe. Consider including a romantic playlist to set the mood and enjoy a quiet evening together.

By following this guide, you can create a truly romantic ambiance for Valentine's Day. Remember to choose a color scheme that evokes the feeling of love, focus on creating soft and intimate lighting, set a romantic tablescape, bring nature inside, scatter love notes throughout your home, and create a cozy space for relaxation. With these ideas, your Valentine's Day decorations will be sure to impress your loved one and create a memorable celebration.

Now, go ahead and start planning your perfect Valentine's Day décor! Let the love and romance shine through every element of your home, making this day even more special for you and your partner. Happy Valentine's Day!



Decoration Ideas For Valentine: Making Delicate Gifts with These Romantic Ideas: Guide to deco for Valentine

by Frankie B. Rabbit (Kindle Edition)

★★★★★ 5 out of 5

Language : English
File size : 28444 KB
Text-to-Speech : Enabled
Screen Reader : Supported
Enhanced typesetting : Enabled
Print length : 53 pages
Lending : Enabled



Love is in the air, you've been working on those DIY Valentine's Day cards for weeks, and February 14th is quickly approaching. So, to commemorate the occasion, why not deck out your home in Valentine's Day decorations appropriate for the occasion with Gorgeous Valentine's Day Decoration Ideas? How can we be so certain that these are the greatest DIY Valentine's Day decorations available? To begin with, they're just adorable—how! that's But the most intriguing aspect about them (and why we know you'll adore having them in your house!) is that you can simply prolong their existence much beyond Valentine's Day, and even beyond the winter season. Transform old, cracked siding into a "wooden kiss," for example, and you'll have a stunning, rustic décor item that isn't only for your Valentine's Day party background. Turn a beloved love letter into a breathtaking, framed work of art, and you've got yourself a Valentine's Day project (that may also be used as a Valentine's Day present) that's so lovely, it may be passed down from generation to generation! Heart-shaped wreaths, cookie cutter wind chimes, and hand-formed ring bowls are all available. As previously said, these are the greatest Valentine's Day decorations available!




Gumball Comic Book Nicole's Transformation Before And After Gumball - Unveiling the Incredible Journey!

Comic books are known for their ability to create fantastic worlds and fascinating characters that capture our imaginations. One such character is none...




Guide To Deco For Valentine

The Perfect Guide to Create a Romantic Atmosphere for Valentine's Day
Valentine's Day is a special occasion to celebrate the love and affection between...




Children's Valentine's Day: Spreading Love and Kindness with Dynomike Teaches

Valentine's Day, a celebration of love and affection, is not just for adults. It is a day that holds great significance for children as well. It's an opportunity to teach them...




Discover the Bizarre and Frightening World of Scary Godmother Frankie Rabbit: A Journey into the Unknown

Are you ready to enter a realm where Halloween meets magic, and fantasy intersects with reality? Brace yourself, as we embark on a thrilling adventure into the curious world...



Year Of Laughs: Laugh Out Loud Jokes For Kids That Will Keep Them Chuckling All Year Long

Laughter is the best medicine, and what better way to bring laughter into the lives of your little ones than with a year of laughs? This article is dedicated to...




The Ultimate Guide: Unlocking the Power of Pricing Analytics for Business Success

In today's competitive market, businesses are constantly seeking new ways to gain a competitive edge. One area that can significantly impact a company's success is pricing....



Unleashing Christmas Joy: Baby Shark Merry Christmas Baby Shark

It's the most wonderful time of the year, and what better way to celebrate than with the lively and lovable characters of Baby Shark? Get ready for the ultimate festive treat as...



The Hidden Language of Art: A Journey through Susie Hodge's Symbolism

Symbolism is a timeless language that transcends barriers and allows artists to communicate complex ideas through visual representation. Renowned art historian and author,...