

How To Cancel Amazon Prime - A Comprehensive Guide

Amazon Prime has become a household name for millions of people around the world, offering a wide range of benefits such as free two-day shipping, access to exclusive deals, streaming of movies and TV shows, and much more. However, as circumstances change, you may find yourself needing to cancel your Amazon Prime subscription. In this comprehensive guide, we will walk you through the step-by-step process of canceling your Amazon Prime membership.

Why Would You Want to Cancel Amazon Prime?

While Amazon Prime offers a multitude of benefits, there are several reasons why someone might want to cancel their membership. Some common reasons include:

- **Financial constraints:** If you find yourself unable to afford the annual or monthly Prime subscription fee, canceling may be necessary.
- **Underutilized benefits:** If you feel like you aren't taking full advantage of the membership perks, it might be time to cancel.
- **Switching to a different service:** Perhaps you have found an alternative online retailer or streaming service that better fits your needs.
- **Personal preference:** Sometimes, individuals just have a change of heart and no longer wish to be a part of the Amazon Prime ecosystem.

Step 1: Log in to Your Amazon Account

To initiate the cancellation process, you will need to log in to your Amazon account. Go to the Amazon website and click on the "Sign In" button located at

the top right corner. Enter your login credentials and click "Sign In."



How to Cancel Amazon Prime: How to Cancel Amazon Prime Membership Fast

by Mike Smith (Kindle Edition)

★★★★★ 5 out of 5

Language : English
File size : 604 KB
Text-to-Speech : Enabled
Screen Reader : Supported
Enhanced typesetting : Enabled
Print length : 11 pages
Lending : Enabled
X-Ray for textbooks : Enabled



Step 2: Access Your Prime Settings

Once you are logged in to your account, hover over the "Accounts & Lists" tab and select "Your Prime Membership" from the drop-down menu.

Step 3: Manage Your Membership

On the next page, you will see an overview of your Amazon Prime membership. Look for the section labeled "Membership Management" and click on the "Manage Membership" button.

Step 4: Cancel Your Prime Membership

After clicking on the "Manage Membership" button, you will be taken to a page with details about your membership. Scroll down until you find the "End Membership and Benefits" section, and click on the "End Membership" button.

You will then be prompted with various options, such as pausing your membership instead of canceling, or switching to a monthly plan instead of the annual subscription. Choose the "Cancel Membership" option to proceed with canceling your Amazon Prime subscription.

Step 5: Confirm Cancellation

Before finalizing the cancellation, Amazon will present you with some information regarding the consequences of canceling your membership. Read through it and ensure that you are aware of any benefits or services you may lose access to. If you are certain about canceling, click on the "Continue to Cancel" button.

Step 6: Verify Your Cancellation

Amazon will show you a final confirmation page after you've initiated the cancellation process. Review the details presented to ensure that you are canceling the correct subscription. Once you've confirmed, click on the "Cancel Membership" button.

Step 7: Review Email Confirmation

Shortly after canceling your Amazon Prime membership, you will receive an email confirmation regarding the cancellation. Make sure to review this email to confirm that the cancellation was successful.

In

Canceling your Amazon Prime membership is a straightforward process that can be done in a matter of minutes. By following the step-by-step guide outlined above, you can ensure that your subscription is canceled without any hiccups. Remember to carefully review the consequences of canceling before confirming, as you may lose access to certain benefits and services.

While canceling Amazon Prime might be the right decision for some, it's important to reflect on whether it truly aligns with your needs. If you're simply looking to save money, consider exploring the alternative options provided by Amazon, such as the monthly subscription plan, or pausing your membership temporarily instead of canceling altogether.

Regardless of your decision, Amazon Prime has undoubtedly been a reliable service for millions of users worldwide. Should you ever wish to re-join in the future, simply follow the steps on the Amazon website to reactivate your membership.



How to Cancel Amazon Prime: How to Cancel Amazon Prime Membership Fast

by Mike Smith (Kindle Edition)

★★★★★ 5 out of 5

Language : English

File size : 604 KB

Text-to-Speech : Enabled

Screen Reader : Supported

Enhanced typesetting : Enabled

Print length : 11 pages

Lending : Enabled

X-Ray for textbooks : Enabled



“How to Cancel Amazon Prime.” Inside this book find out how

Amazon Prime is a paid subscription service, where you have access to more services that are unavailable to regular Amazon customers. These services include: Same one or two day delivery, streaming music and video. Prime has over 150 million subscribers worldwide. While it is a good service, people may


want to cancel it for some reason.

Inside this guide, I will show you how you can cancel your prime service in a few easy short simple steps.



Meet the Unforgettable Witzend Mike Smith - A Musical Genius!

Witzend Mike Smith is a name that will forever be etched in the memories of music enthusiasts around the world. With his unparalleled talent, captivating stage presence, and...




Blackbird Days: The Fascinating Journey of Mike Smith

Deep within the realms of artistry lies an enigmatic figure known as Mike Smith. His mysterious personality and profound creations have captivated the hearts and minds of...



Vanishing Act Mike Smith: The Mysterious Disappearance That Baffled the World

Long Tail Clickbait Title: "The Unbelievable Vanishing Act Mike Smith Performed – Find Out the Shocking Truth!" Imagine waking up one morning to find that someone you...



Walter Roy And Victor Detroit Biography For Young Readers

Have you ever wondered what it takes to become a successful entrepreneur? Let's delve into the fascinating biography of Walter Roy and Victor Detroit, two...




How To Cancel Amazon Prime - A Comprehensive Guide

Amazon Prime has become a household name for millions of people around the world, offering a wide range of benefits such as free two-day shipping, access to exclusive...




The Majestic Beauty of Tumbleweed Skies Valerie Sherrard: Exploring the Depths of Emotion in her Captivating Novels

In the vast realm of literature, there are a few authors whose works have the power to transport readers into magical realms, allowing them to experience a myriad of emotions...



"Uncovering the Tragic Brilliance: Aureng Zebe - A Masterpiece by John Dryden"

Aureng Zebe, a remarkable tragedy written by the renowned English playwright John Dryden, captures the essence of royal politics, power struggles, and tragic consequences....



Crafting the Perfect Adventure: Gameknight999 Takes on the Minecraft World

Imagine being thrust into a virtual world where every block is a pixelated adventure waiting to unfold. Envision yourself as the hero, tasked with a monumental quest to not...

how to cancel amazon prime membership auto renewal