

# Learn How To Draw Insects with Dandi Palmer: Tips & Techniques


## Master the Art of Drawing Insects with Step-by-Step Guidance

Insects are fascinating creatures that inhabit our world in various shapes and sizes. From delicate butterflies to intricate beetles, they come in countless forms and serve important roles in our ecosystem. For those who appreciate the beauty of these tiny creatures and want to capture their essence on paper, artist Dandi Palmer offers expert guidance on how to draw insects in a realistic and captivating manner.

## Why Drawing Insects is a Great Skill to Develop

Drawing insects not only allows you to express your creativity but also helps you observe them more closely. By studying their intricate details, anatomy, and characteristic features, you gain a deeper understanding and appreciation for their unique qualities.

Learning to draw insects can be a rewarding experience on multiple levels:



## How to Draw: Insects

by Dandi Palmer ([Print Replica] Kindle Edition)

★★★★☆ 4.5 out of 5

Language : English

File size : 38833 KB

Screen Reader : Supported

Print length : 32 pages



- Enhance your powers of observation: When drawing insects, you develop a keen eye for detail. You become more aware of their distinct patterns, textures, and proportions, honing your observation skills.
- Improve your drawing skills: Insect illustrations require precision and a steady hand, allowing you to advance your overall drawing techniques.
- Connect with nature: Engaging with insects through art can foster a deeper connection with the natural world, heightening your appreciation for the beauty and diversity of life around us.

## **Meet Dandi Palmer: Your Guide To Drawing Insects**

Dandi Palmer is a renowned artist with a passion for entomology and a talent for capturing the intricate details of insects on paper. With years of experience and a love for scientific illustration, Palmer's artwork is celebrated for its accuracy and lifelike quality.

Palmer's step-by-step tutorials offer aspiring artists, nature enthusiasts, and science lovers a unique opportunity to learn how to draw insects realistically. Her guidance is accessible to individuals of all skill levels, allowing both beginners and seasoned artists to benefit from her expertise.

By following Dandi Palmer's techniques, you can learn:

- How to outline basic insect shapes using simple geometric forms.
- Understanding insect anatomy to portray accurate body structures.
- Using shading techniques to create depth and texture in your drawings.
- Highlighting intricate details like antennae, wings, and textures specific to each insect.

- Choosing the right coloring mediums and blending techniques to bring your insects to life.

## Tips for Successful Insect Drawings

Here are some helpful tips from Dandi Palmer to keep in mind as you embark on your insect drawing journey:


1. **Study live insects:** Observe insects in their natural habitat or through photographs. Pay attention to their movements, textures, and colors. Sketching them in real-time helps capture their essence accurately.
2. **Start with simple shapes:** Begin by sketching basic shapes for the body, head, and limbs. This acts as a framework that you can build upon with more intricate details.
3. **Work on details:** Once you have the basic shapes, focus on adding details like eyes, wings, antennae, and other distinguishing features unique to the insect you are drawing. Take your time and be patient.
4. **Experiment with shading:** Shading adds depth and realism to your drawings. Practice different shading techniques to bring your insects to life.
5. **Invest in quality art supplies:** Using high-quality pencils, pens, and markers will enhance the overall quality of your artwork. Experiment with different mediums to find what works best for you.
6. **Practice regularly:** Like any skill, practice is essential for improvement. Dedicate time to drawing insects regularly, and you'll see noticeable progress in your work.

## Bring Your Insects to Life

Drawing insects allows you to unleash your creativity while exploring the wonders of the natural world. Dandi Palmer's expertise and guidance offer the perfect opportunity for beginners and experienced artists alike to perfect their insect drawing skills.

So, grab your sketchbook and pencil, and let Dandi Palmer guide you through the enchanting journey of capturing the beauty and intricate details of insects on paper.

Written by: Your Name



## How to Draw: Insects

by Dandi Palmer ([Print Replica] Kindle Edition)

★★★★☆ 4.5 out of 5

Language : English

File size : 38833 KB


Screen Reader : Supported

Print length : 32 pages



The insect family includes the weird, wonderful, amazing, and totally unexpected. This book is the step-by-step way to learn how to draw a fantastic collection of these strange creature, so making them easy to draw. Author Dandi Palmer shows how you just take simple shapes and build them up in clear stages little by little. This visual and practical approach will have you reaching for your drawing tools time and time again. Here you will find all kinds of wonderful insects, from the more harmless, friendly ladybirds and beautiful butterflies, to predators such as the spiny flower mantis and the wasp. Also included are a dragonfly, a female glow worm, the puss moth caterpillar, and many more. The

two-colour line illustrations make the drawing process simple, highlighting every stage, and the final images show what to use if you choose to produce a final, full colour image. You do not have to know how to draw to use this book. Instead, the projects will build up your skills and give you the confidence to create your own drawings. Experienced artists will find this book useful too. It is a great source of ideas and an inspiration for anyone wanting to draw these fascinating creatures.




## **Learn How To Draw Insects with Dandi Palmer: Tips & Techniques**

Master the Art of Drawing Insects with Step-by-Step Guidance Insects are fascinating creatures that inhabit our world in various shapes and sizes. From delicate butterflies...



## **Safe Investment Bets: Geoff Mann Reveals the Secrets to Secure and Profitable Investments**

Investing your hard-earned money can be a daunting task. With so many options available, it's crucial to make safe investment bets that not only protect your capital but also...



## **Row, Row, Row Your Boat! An Enchanting Story Time with Jane Cabrera**

Storytelling is a magical journey that allows us to embark on exciting adventures, experience powerful emotions, and expand our imagination. Among the countless authors...

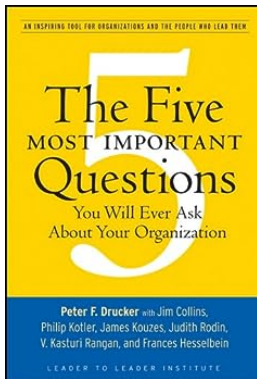


## SADDAM'S BOMBMAKER




## The Terrifying Inside Story Of The Iraqi Nuclear And Biological Weapons

When discussing the history of weapons of mass destruction, one cannot overlook the chilling legacy of the Iraqi nuclear and biological weapons programs. These...



## The Five Most Important Questions You Will Ever Ask About Your Organization

In today's competitive business landscape, it is crucial for organizations to constantly evaluate their strategies, operations, and overall performance. By asking the...



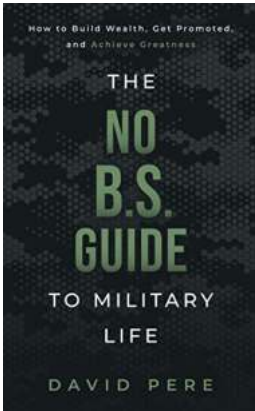
## The Mesopotamia Campaign 1915: The Adventures of Philip Gunn DSM RN

In the year 1915, during the infamous Mesopotamia Campaign of World War I, a brave and resilient man named Philip Gunn DSM RN embarked on a series of extraordinary adventures...



## What Doll You're Invited to Creepover 12 - A Spooky Treat for Horror Lovers

Are you ready for a chilling experience like no other? Brace yourself, for 'Creepover 12' is here, and this time it brings along an eerie doll that will send shivers down...



## The No Guide To Military Life - Unveiling the Real Experiences and Challenges

Joining the military is not just a career choice; it's a life-changing journey that demands sacrifice, commitment, and resilience. While there is no perfect guide to...

[how to draw insects](#)

[how to draw insects step by step](#)

[how to draw insects easy](#)

[how to draw insects pdf](#)

[how to draw insects book](#)

[how to draw insects step by step easy](#)

[how to draw insects art hub](#)

[how to draw insects for kindergarten](#)

[how to draw insects for preschoolers](#)

[how to draw insects easily](#)