

Start Your Own Etsy Printable Business and Earn Big!

Are you a creative individual looking to turn your passion into profit? Have you ever considered starting an online business to sell your beautifully designed printables? If so, Etsy is the perfect platform for you! With its large community of shoppers and easy-to-use interface, selling printable products on Etsy has become a popular choice for creative entrepreneurs. In this article, we will guide you through the process of starting your own Etsy printable business and provide you with tips for success.

Why Choose Etsy?

With numerous online marketplaces available, you might wonder why you should choose Etsy for your printable business. Well, Etsy is specifically designed for creative businesses and offers features that make it an attractive platform for sellers.

Etsy has established itself as a trusted brand in the online marketplace industry. It has a vast community of buyers who actively search for unique and creative products, making it easier for your printables to reach potential customers. Additionally, Etsy's user-friendly interface and robust tools allow you to easily set up and manage your shop without any technical expertise.

Create an Etsy Printable Business: Learn How to Make & Sell Printable Products on Etsy!

by Kelsey Henry (Kindle Edition)

★★★★☆ 4.4 out of 5

Language : English

File size : 2267 KB

Text-to-Speech : Enabled



Screen Reader	: Supported
Enhanced typesetting	: Enabled
Word Wise	: Enabled
Print length	: 45 pages
Lending	: Enabled



Creating Your Shop

The first step to starting your Etsy printable business is to create a shop on the platform. Setting up your shop is a straightforward process that requires careful consideration of your branding and product offerings.

Begin by choosing a captivating shop name that represents your brand and the products you sell. Make sure it is catchy and memorable to stand out among the thousands of shops on Etsy. Don't forget to utilize long descriptive keywords when selecting the alt attributes for your shop's images. This will improve the discoverability of your products in search engine results.

Once you have chosen a shop name, upload a high-quality profile picture and banner image that reflect the personality of your brand. These images are the first impression potential customers will have of your shop, so make sure they are visually appealing and aligned with your style.

Next, create detailed and engaging product descriptions for your printables. A long tail clickbait title will attract more attention and increase the chances of potential customers clicking on your listing. Align your title with relevant long descriptive keywords and ensure the alt attribute for each image also contains an

appropriate keyword. These tactics will optimize your listings for search engine ranking and attract more traffic to your shop.

Designing Your Printables

Now comes the exciting part—designing your printable products! Whether it's wall art, greeting cards, planners, or any other type of printable, the key is to create unique and visually stunning designs that stand out from the competition.

Invest time in researching the latest design trends to ensure your printables are in demand. Use professional design software or online tools to create high-quality and print-ready files. Be sure to test print your designs on different devices and paper to verify the colors and formats are perfect before selling them.

Consider offering customization options for your printable products. Allowing customers to personalize their purchase will increase their perceived value and encourage more sales. This personal touch will set you apart from competitors and enhance the overall customer experience.

Pricing Your Printables

Pricing your printables correctly is crucial for the success of your Etsy business. Consider factors such as the time and effort invested in designing each product, the cost of materials or software used, and the perceived value of your items in the market.

Conduct market research to understand the pricing trends for similar products on Etsy. Avoid underpricing your creations, as it may convey a lower perceived value or quality. On the other hand, overpricing might make it challenging to attract customers. Find a balance that allows you to cover your costs while providing value to your customers.

Promoting Your Shop

The competition on Etsy can be fierce, so it is essential to market your shop and products effectively. Utilize various marketing strategies to increase your shop's visibility and drive traffic to your listings.

Start by optimizing your shop for search engine ranking. Use relevant long descriptive keywords in your product titles, tags, and descriptions. This will enable potential customers to find your printables more easily when they search for relevant keywords.

Share your designs on social media platforms to tap into a larger audience. Create engaging posts and use visually appealing images to captivate your followers. Collaborate with influencers or bloggers in your niche to promote your shop and reach a wider audience. Running giveaways or offering discounts can also help to attract new customers and generate buzz about your products.

Additionally, consider investing in paid advertising on Etsy or other online platforms to boost your shop's visibility. Facebook and Instagram ads, for example, can target users based on their interests or demographics, ensuring your ads reach your ideal customers.

Providing Excellent Customer Service

Delivering exceptional customer service is vital to building a successful Etsy business and maintaining a loyal customer base. Respond promptly to customer inquiries, provide assistance when needed, and go the extra mile to ensure customer satisfaction.

Include detailed shipping information and policies on your shop's page to set realistic expectations for customers. Use high-quality packaging materials to

protect your printables during shipping and consider including a personalized thank-you note or a small gift to show your appreciation.

Positive customer reviews and feedback are crucial for establishing trust and credibility. Encourage customers to leave reviews for their purchases and respond graciously to both positive and negative feedback. Address any issues promptly and professionally, showing your commitment to excellent customer service.

In

Starting an Etsy printable business can be a rewarding venture for creative individuals looking to turn their passion into profit. By leveraging Etsy's platform, designing unique products, optimizing your shop's visibility, and delivering outstanding customer service, you can establish a successful online business and earn big!

So, what are you waiting for? Start creating your beautiful printables and join the thriving community of Etsy sellers today!



Create an Etsy Printable Business: Learn How to Make & Sell Printable Products on Etsy!

by Kelsey Henry (Kindle Edition)

★★★★☆ 4.4 out of 5

Language	: English
File size	: 2267 KB
Text-to-Speech	: Enabled
Screen Reader	: Supported
Enhanced typesetting	: Enabled
Word Wise	: Enabled
Print length	: 45 pages
Lending	: Enabled



Have you ever wanted to create digital products that sell while you sleep? Then, an Etsy printable business is for you! In this quick start guide, you'll learn what kinds of digital products you can sell, how to make printables, how to license clip art, where to find the best keywords, and more.

Whether you are looking to add an income stream to your blog, create a printable business, or utilize Etsy's search engine to grow your reach, this book will show you how to make and sell printable and digital products on Etsy!


Become an Etsy seller and start making passive income today.

As a bonus, you'll also get a 30 Day Etsy Shop Launch Plan!




Unlocking the Brilliance of Aristophanes' Clouds, Wasps, and Birds: A Journey into the Hackett Classics

Step into the enchanting world of Ancient Greek theater as we dive into the captivating works of Aristophanes, brought to life in the Hackett Classics edition of Clouds,...



The Step By Step Way To Draw Tyrannosauruses, Woolly Mammoths, And Many More

Are you fascinated by the majestic creatures that roamed the Earth millions of years ago? Do you wish you could bring these incredible animals to life through your own...



Unlocking the Mysteries of The Qur'an: The Sacred Arabic Text in English Translation

When it comes to religious literature, few texts hold as much significance and mystery as The Qur'an. Considered the holy scripture of Islam, this sacred book has captivated...



Mastering Data Visualization With Microsoft Visio Professional 2016


Data visualization is crucial for understanding complex trends, patterns, and relationships hidden within vast amounts of data. It allows organizations to...

Master the art of presenting information visually using Microsoft Visio Professional 2016 and Visio Pro for Office 365
David J Parker [PACKT] enterprise




A Step-by-Step Guide: How to Draw Creative Comics and Unleash Your Imagination

Comics have the power to transport us to incredible worlds, introduce us to captivating characters, and make us laugh or cry. They are an art form that merges storytelling...




The Big Bold Adventurous Life of Lavinia Warren

Lavinia Warren, born as Mercy Lavinia Bump, was an extraordinary woman who defied societal expectations and lived a life filled with...



An Open Way Of Talking, Listening And Creating New Realities: A Journey of Connection and Transformation

In today's fast-paced world, communication has become more important than ever. Technology has provided us with numerous tools to connect with others, but are we truly...



The Theory and Practice of Social Change: Unleashing the Power to Transform Society

In a rapidly evolving world, where societal challenges seem to grow exponentially, the theory and practice of social change have become more relevant than ever before. From...