


Stone Painting For Kids: Unleash Creativity with this Fun and Engaging Activity!

Stone painting is a fantastic creative outlet for kids of all ages. Not only does it promote imagination and artistic expression, but it also provides a great opportunity for kids to connect with nature and explore their imagination. So, if you're looking for a fun and engaging activity to spark your child's creativity, look no further!

Stone painting is an educational and entertaining hobby that allows kids to explore their artistic abilities while being surrounded by nature. Stones, being readily available in our environment, provide an excellent canvas for kids to create unique works of art.

Benefits of Stone Painting For Kids:



Stone Painting for Kids: Designs to Spark Your Creativity by F. Sehnaz Bac (Kindle Edition)

★★★★☆ 4.6 out of 5

Language : English

File size : 15510 KB

Print length : 96 pages

Lending : Enabled

Screen Reader : Supported



1. Enhances Creativity and Imagination:

Stone painting encourages kids to think outside the box and come up with unique designs. By using different techniques, such as dotting or brush strokes, kids can

create stunning patterns and designs on their stones. This activity allows children to express their imagination freely and helps them develop their creativity.

2. Develops Fine Motor Skills:

Stone painting is a great way for kids to improve their fine motor skills. Painting on a small surface requires precision and control, helping young artists to build hand-eye coordination and develop their motor skills. As they paint and experiment with different techniques, kids can also learn patience, focus, and attention to detail.

3. Connects with Nature:

Stone painting provides an excellent opportunity for children to connect with nature. Instead of spending time indoors, kids can explore their surroundings, collect stones, and transform them into beautiful pieces of art. Engaging with nature in this way helps foster a sense of appreciation and understanding of the world around them.

4. Boosts Self-Esteem:

Creating something beautiful with their own hands can significantly boost a child's self-esteem. When kids see the final results of their creativity, it instills a sense of pride and accomplishment. Stone painting allows children to showcase their artwork to family and friends, which encourages positive feedback and further boosts their confidence.

5. Encourages Mindfulness and Relaxation:

Stone painting is a relaxing activity that allows kids to practice mindfulness and focus on the present moment. It can serve as a calming and therapeutic experience, helping children reduce stress and anxiety. As they immerse

themselves in the painting process, kids can find inner peace and experience a sense of tranquility.

6. Can Be a Group Activity:

Stone painting can also be enjoyed as a group activity, making it an ideal option for playdates or family bonding time. Kids can share ideas, collaborate on designs, and learn from each other's techniques. This social aspect of stone painting promotes teamwork, communication, and creativity.

Getting Started with Stone Painting:

Don't worry if you're new to stone painting – getting started is easy and requires minimal materials. Here's what you'll need:

- Smooth stones of various sizes, collected from nature or purchased from a craft store.
- A set of acrylic paints in vibrant colors.
- Paintbrushes of different sizes to allow for various brush strokes and patterns.
- Water cups for rinsing brushes.
- A plastic or paper palette for mixing colors.
- A tablecloth or newspaper to protect your workspace.
- A sealant or varnish to protect the painted stones from weather elements (optional).

Stone Painting Techniques:

Stone painting offers endless possibilities for creativity. Here are a few techniques you can explore:

1. Dotting:

Dotting involves using a dotting tool or a round brush to create mesmerizing patterns using different-sized dots. This technique is popular for creating mandala designs and intricate geometric patterns.

2. Brush Strokes:

Brush strokes allow kids to experiment with different textured effects. They can create smooth lines, bold strokes, or even use a sponge for a unique texture.

3. Stenciling:

Using stencils can help younger children create more complex designs. The stencil acts as a guide, and kids can fill in the shapes with paint, allowing them to focus on color combination and precision.

4. Marble Effect:

The marble effect involves dipping the stone in different paint colors, giving it a marbled or swirled appearance. Kids can experiment with multiple colors and create stunning patterns through this technique.

Remember, the beauty of stone painting lies in its versatility, allowing kids to unleash their creativity and imagination in endless ways.

Tips for an Enjoyable Experience:

Here are a few tips to make your child's stone painting experience even more enjoyable:


- Encourage experimentation: Let your child explore different techniques and painting styles to find their unique artistic preferences.

- Offer guidance when needed: Provide tips and ideas, but let your child take the lead in their creative process.
- Display their artwork: Once the stones are painted and dried, showcase them in your garden, on windowsills, or create a stone painting gallery in your home.
- Encourage nature walks: Take your child on nature walks to collect a variety of stones. This experience will further enhance their appreciation for the outdoors.
- Practice safety: Ensure the paints and sealants used are non-toxic and child-friendly. Also, have protective clothing or aprons available to prevent stains on clothes.

Inspire Creative Expression with Stone Painting!

Stone painting is a wonderfully engaging activity that sparks creativity and engages children in the wonders of the natural world. Not only does it provide entertainment, but it also offers numerous educational benefits that aid in a child's overall development.

So, grab some stones, paints, and brushes, and embark on a journey of creative exploration with your child. Stone painting is an incredible way to spend quality time together while leaving a lasting artistic mark in your home and heart.



Stone Painting for Kids: Designs to Spark Your Creativity by F. Sehnaz Bac (Kindle Edition)

★ ★ ★ ★ ☆ 4.6 out of 5

Language : English

File size : 15510 KB

Print length : 96 pages

Lending : Enabled

Screen Reader : Supported




"This is a nice over-sized book. The pictures are beautiful, simple, and large so you can easily see the art work to copy it. Great book, great ideas, tons of great fun!" —Wall-to-Wall Books

This follow-up to the bestselling *The Art of Stone Painting* offers a kid-friendly version of an engaging activity that helps promote creativity. Popular stone artist F. Sehnaz Bac, a seasoned archaeologist who markets her painted Sassi dell'Adriatico (Stones of the Adriatic) on Etsy, presents step-by-step instructions for simple projects, accompanied by full-color photographs. Her explains how to find and choose stones, which kinds of materials and tools are safe for kids to use, how to set up a workspace, simple techniques, and other helpful tips. A splendid variety of patterns begins with illustrations of basic shapes and designs for human figures and faces, animals, numbers and letters, and natural motifs—flowers, trees, and stars. Other activities include painting stones for games such as tic-tac-toe, chess, and dominoes. Kids will learn lettering techniques for writing names and words on pebbles and how to design holiday-themed decorations. They'll also discover how to assemble multiple stones for picture-making and story-telling.



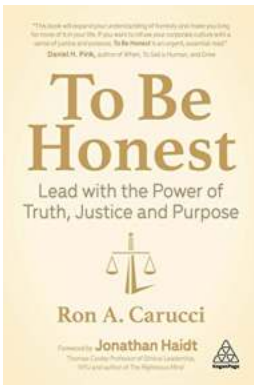
Stone Painting For Kids: Unleash Creativity with this Fun and Engaging Activity!

Stone painting is a fantastic creative outlet for kids of all ages. Not only does it promote imagination and artistic expression, but it also provides a great opportunity for...



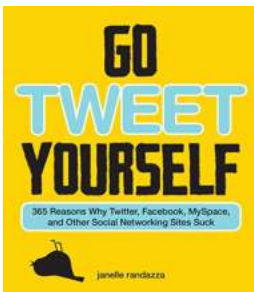
Discover the Mesmerizing Landscapes: Once Upon Time In Saskatchewan

Have you ever dreamt of a place where vast prairies meet breathtaking forests, and vibrant cities blend seamlessly with serene countryside? Look no further, for Once Upon...




Unleash the Power Within: Lead With the Power of Truth, Justice, and Purpose

What does it truly mean to lead with power? Is it about exerting control over others or is it about inspiring and empowering those around you? In today's rapidly changing...




365 Reasons Why Twitter Facebook Myspace And Other Social Networking Sites Suck

Are you tired of mindlessly scrolling through your social media feeds, feeling like you've wasted hours of your life? Have you ever wondered why these platforms have such...




The Secret History Of Wonder Woman I Unveiling Her Origins

The Birth of Wonder Woman: A Heroine Beyond Time For decades, Wonder Woman has captured the hearts and minds of millions across the globe. Her strength, bravery,...



Microsoft SharePoint 2010: Working With Surveys - Work Smarter Tips

Are you looking for ways to enhance your experience with Microsoft SharePoint 2010 when working with surveys? If so, you've come to the right place! SharePoint Surveys offer...



Lily To The Rescue: The Unbelievable Adventures of a Courageous Little Hero

Meet Lily - the small but mighty cat on a mission to save the day! In the enchanting book series "Lily To The Rescue," written by W. Bruce Cameron, readers are taken on a...



Is For Easter: A Beautiful Celebration of Faith and New Beginnings

Easter - a word that evokes images of colorful eggs, delicious chocolates, fluffy bunnies, and the arrival of spring. While these aspects of Easter are enjoyable for...