


The Step By Step Way To Draw Beagles, German Shepherds, Collies, Golden Retrievers




Are you an aspiring artist looking to improve your portrait drawing skills? Do you have a love for canines and want to capture their beauty on paper? If so, you're in the right place! In this article, we will guide you through the step-by-step process of drawing four popular dog breeds: Beagles, German Shepherds, Collies, and Golden Retrievers.

The Art of Dog Portraits

Drawing animals can be a challenging yet rewarding experience. Dogs, in particular, have unique characteristics that make them a great subject for artists. Their different fur textures, snouts, and expressive eyes provide an excellent opportunity to showcase your skills. By following these step-by-step instructions,

you will be able to portray the essence of each breed and create stunning dog portraits.



Draw 50 Dogs: The Step-by-Step Way to Draw Beagles, German Shepherds, Collies, Golden Retrievers, Yorkies, Pugs, Malamutes, and Many More... by Lee J. Ames (Kindle Edition)

★★★★☆ 4.5 out of 5

Language : English

File size : 15560 KB

Text-to-Speech : Enabled


Screen Reader : Supported

Enhanced typesetting : Enabled

Print length : 227 pages



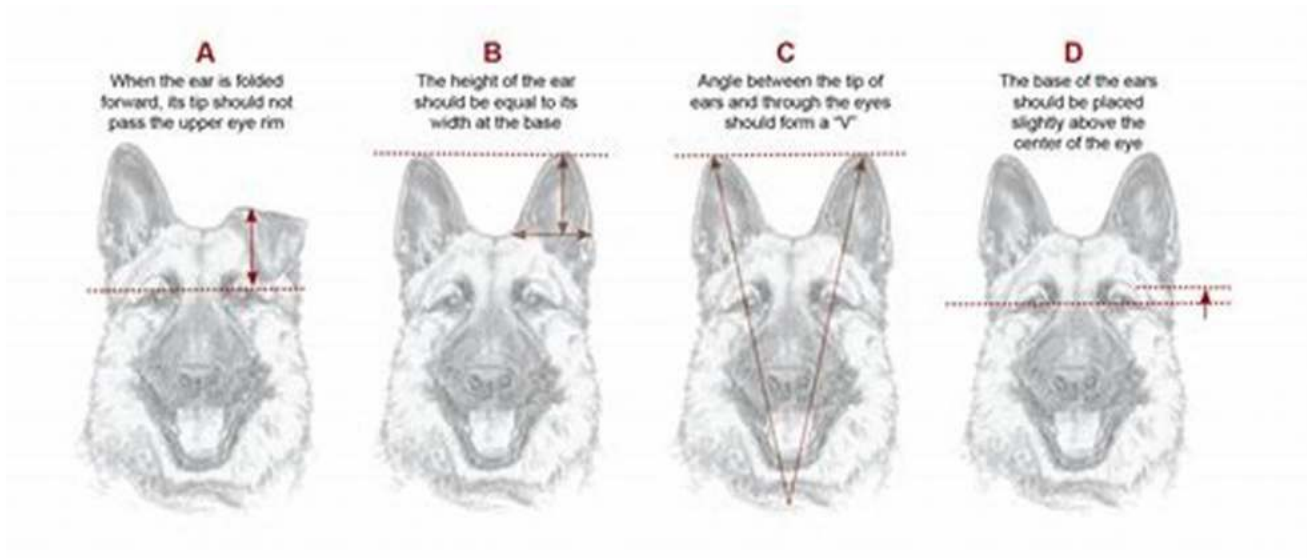
Drawing Beagles



SUPERCOLORING

Let's start with the lovable and energetic Beagle. Begin by sketching the basic shapes of the head, body, and ears. Focus on capturing the curvature of these features, as they contribute significantly to the Beagle's adorable appearance. Next, refine the outline, adding details such as the eyes, nose, and mouth. Finally, use shading techniques to bring depth and dimension to your drawing.

Drawing German Shepherds




The German Shepherd, known for its intelligence and loyalty, is a popular breed among dog enthusiasts. To draw a German Shepherd, start by planning the proportions of the head, body, and legs using simple lines and shapes. Pay close attention to the angles and symmetry, as they play a vital role in capturing the breed's strong and noble appearance. Then, gradually add details, such as the eyes, mouth, and fur texture. Use shading techniques to create a realistic effect.

Drawing Collies



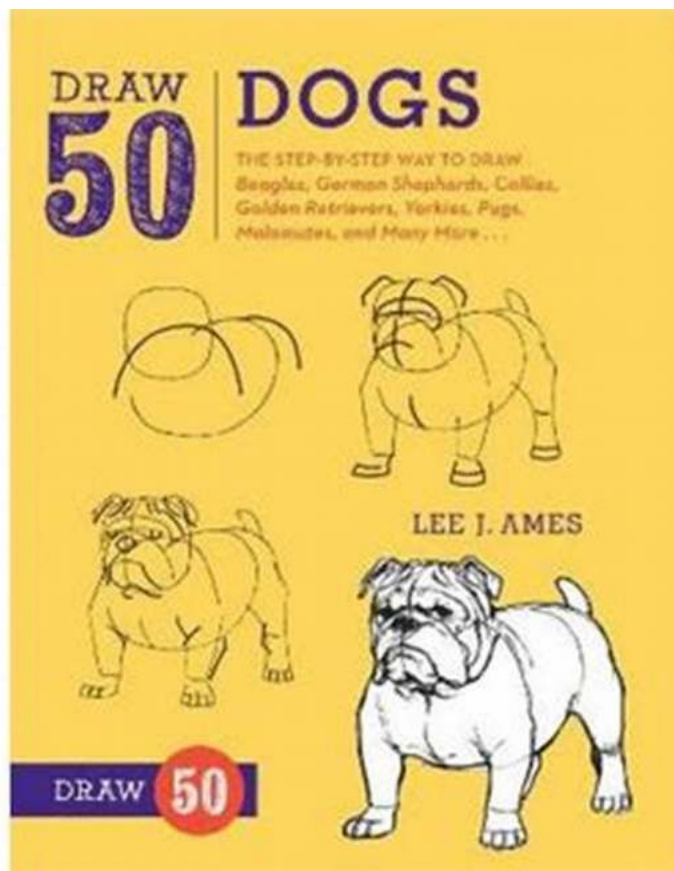
Collies are known for their beautiful, flowing coats and gentle expressions. To draw a Collie, start by outlining the signature features, such as the long snout, erect ears, and intelligent eyes. Pay attention to proportion and anatomy. Once you have the basic shapes, refine the details and add fur texture. Experiment with different shading techniques to bring out the unique coat patterns and capture their elegance.

Drawing Golden Retrievers




Golden Retrievers are known for their friendly and gentle nature. To draw a Golden Retriever, start by sketching the overall shape of the body. Pay attention to their characteristic features, such as the feathery tail, floppy ears, and broad head. Then, add details such as the eyes, nose, and mouth. Use shading techniques to bring out the distinct fur texture, which is typically long and dense.

Golden Retrievers have a warm, inviting expression that you should capture in your artwork.



Drawing dog portraits requires practice, patience, and attention to detail. By following the step-by-step instructions provided, you will be able to create stunning artworks of Beagles, German Shepherds, Collies, and Golden Retrievers. Remember to observe the unique characteristics of each breed and use shading techniques to bring your drawings to life. With time and dedication, your dog portraits will become a true reflection of your love for canines and your artistic talent!

Draw 50 Dogs: The Step-by-Step Way to Draw Beagles, German Shepherds, Collies, Golden



Retrievers, Yorkies, Pugs, Malamutes, and Many More... by Lee J. Ames (Kindle Edition)


★★★★☆ 4.5 out of 5

Language : English
File size : 15560 KB
Text-to-Speech : Enabled
Screen Reader : Supported
Enhanced typesetting : Enabled
Print length : 227 pages




Old English sheep dogs, German Shepherds and Malamutes are just a few of the fun-loving, furry breeds that anyone can create by following these sketches.

An American Bookseller Pick of the Lists.




The Step By Step Way To Draw Bugs, Slugs, Spiders, Scorpions, Butterflies, And Many More

Are you fascinated by the world of insects and arachnids? Do you enjoy observing their intricate details and unique beauty? If so, why not take your admiration to the next...




The Step By Step Way To Draw Domestic Breeds, Wild Cats, Cuddly Kittens, And More: Unleash Your Inner Artist!

Are you an animal lover? Do you appreciate the elegance and mystique of cats? If you find yourself in awe of these beautiful creatures, what if you could bring them to life on...




The Step By Step Way To Draw Dragsters, Vintage Cars, Dune Buggies, and Mini Coopers

Are you a car enthusiast or someone who loves to draw? If so, you're in for a treat! In this article, we will guide you through the step-by-step process of drawing dragsters,...




The Step By Step Way To Draw Elephants Tigers Dogs Fish Birds And Many More

Are you an aspiring artist interested in improving your drawing skills? Look no further! In this article, we will guide you through the step-by-step process of drawing...




The Step By Step Way To Draw Chickadees Peacocks Toucans Mallards And Many More

Are you a nature lover who has always admired the beauty and grace of various bird species? Are you eager to learn how to capture their essence on paper? Drawing birds can be...




The Step By Step Way To Draw 50 Beasties And Yuggies And Turnover Uglies

Are you passionate about art and unleashing your creativity? Do you love bringing imaginary creatures to life on a blank canvas? If so, then you're in for a treat! In this...



Become a Pro Artist: The Step By Step Way to Draw Horses, Cats, Dogs, Birds, Fish, and Many More Creatures

Are you an aspiring artist looking to improve your drawing skills? Do you have a passion for animals and want to learn how to capture their beauty on paper? Look no further!...



The Step By Step Way To Draw Great White Sharks, Killer Whales, and Barracudas

Do you love sea creatures? Are you fascinated by the power and grace of Great White Sharks, Killer Whales, and Barracudas? If so, you're in luck! In this article, we will...