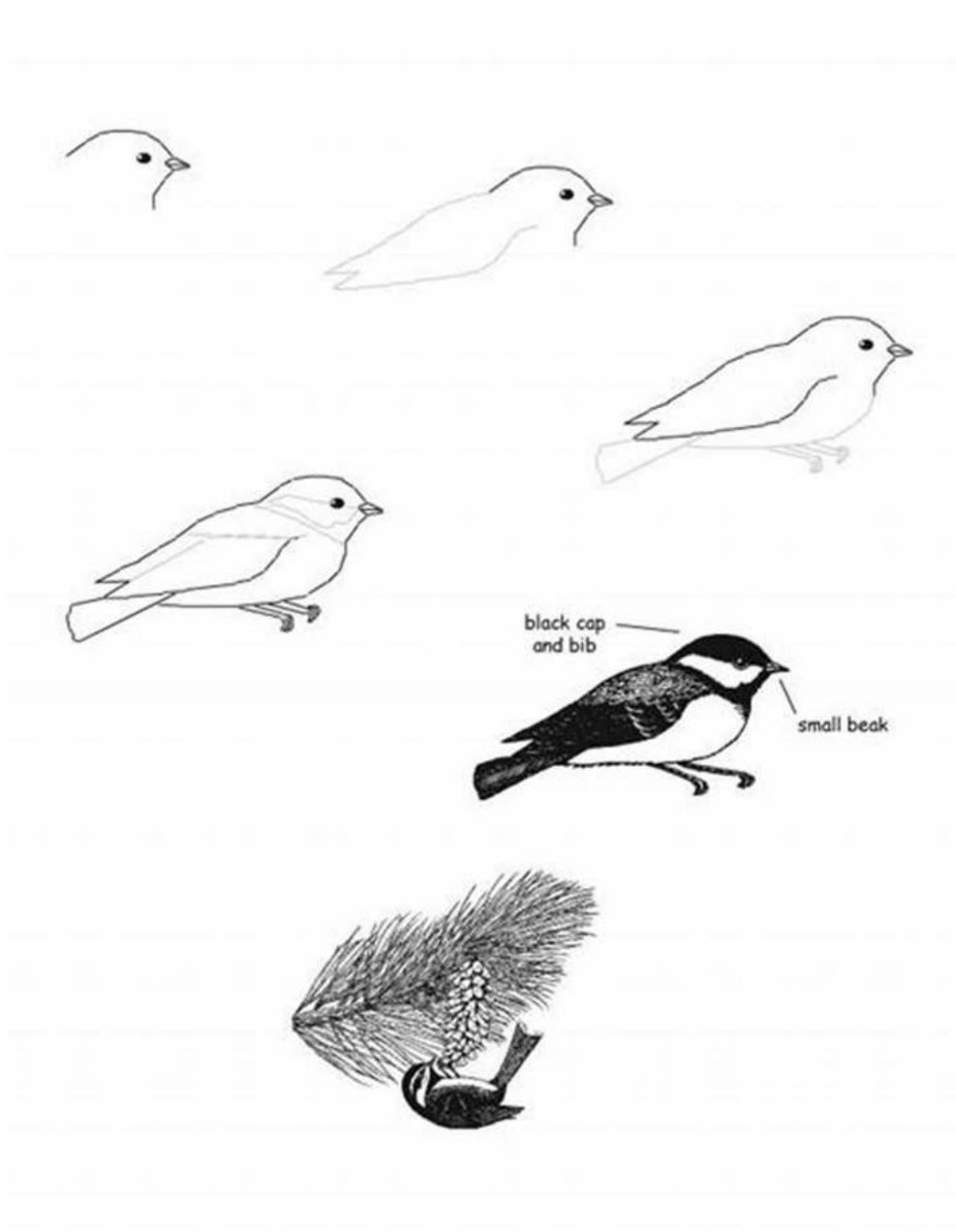



# **The Step By Step Way To Draw Chickadees Peacocks Toucans Mallards And Many More**

Are you a nature lover who has always admired the beauty and grace of various bird species? Are you eager to learn how to capture their essence on paper? Drawing birds can be a rewarding and fulfilling hobby, allowing you to create lifelike representations of these majestic creatures. In this step-by-step guide, we will explore how to draw some of the most iconic birds, such as chickadees, peacocks, toucans, mallards, and many more. So, brush up on your drawing skills and let's get started!

## **1. Chickadees - A Symbol Of Cheerfulness**



Chickadees are small birds known for their cheerful chirping and energetic behavior. To begin drawing a chickadee, start by outlining its body shape using light pencil strokes. Pay attention to the proportions and the curve of its back. Then, add details such as its round head, short beak, and expressive eyes. Enhance the drawing by adding intricate feather patterns and coloring it with its characteristic black, gray, and white color scheme. Remember to capture its lively nature by adding a few twigs or leaves in the background.



## Draw 50 Birds: The Step-by-Step Way to Draw Chickadees, Peacocks, Toucans, Mallards, and Many More of Our Feathered Friends

by Lee J. Ames (Kindle Edition)

★★★★☆ 4.5 out of 5

Language : English

File size : 35956 KB

Text-to-Speech : Enabled


Screen Reader : Supported

Enhanced typesetting : Enabled

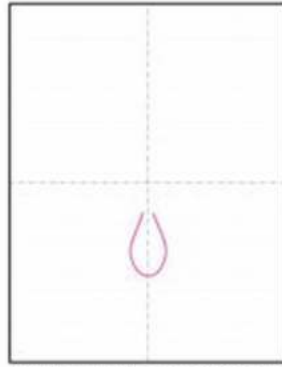
Print length : 433 pages



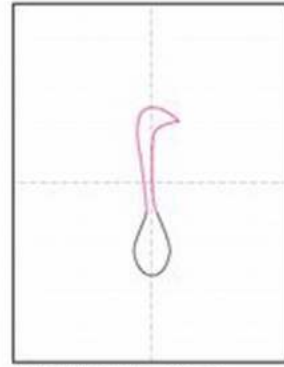
## 2. Peacocks - A Majestic Display Of Beauty




Supplies: Marker, crayons




1. Make guide lines. Draw the belly.



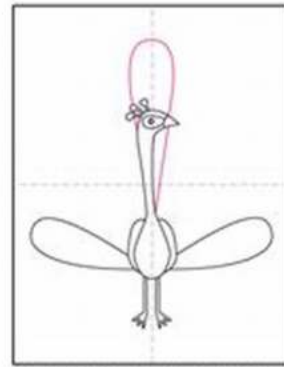
2. Add the neck and head.



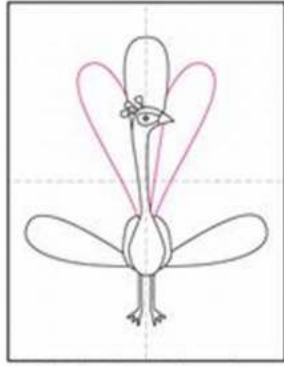
3. Add wings, face and feet.



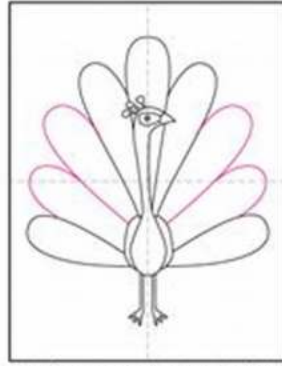
4. Draw two bottom feathers.



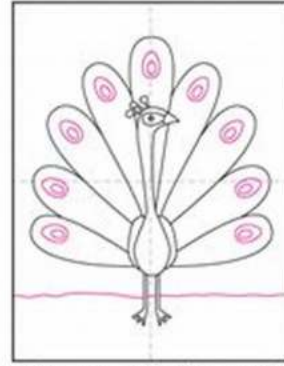
5. Draw the center back feather.



6. Add a feather to either side.



7. Add two more feathers, both sides.



8. Draw spots on feathers, ground.

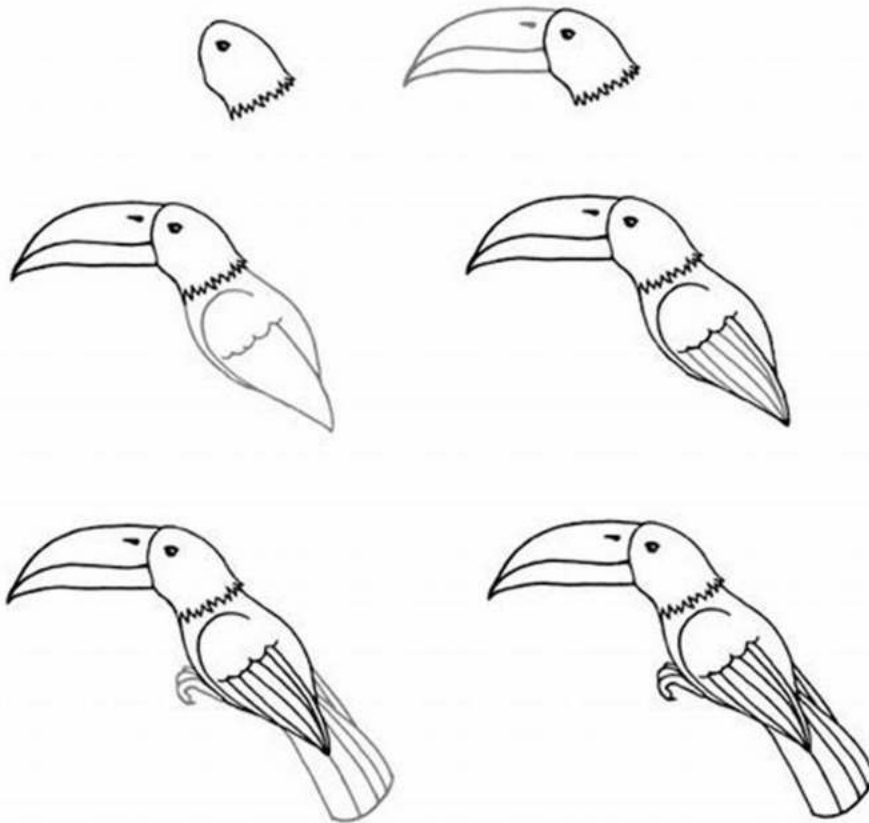
© 2018 www.artprojectsforkids.org

Peacocks are renowned for their extravagant plumage and vibrant colors. To start drawing a peacock, sketch its body using light lines, paying attention to its elegant neck curve and long legs. Then, outline the characteristic fan-shaped tail feathers by drawing arched lines. Next, carefully add intricate patterns to the feathers, using both simple shapes and intricate curves. Finally, color it in with shades of blue, green, and gold to create a stunning representation of this regal bird.

### 3. Toucans - The Colorful Beaked Wonders

#### Toucan

They have a giant bill, which is hollow but strong, to pluck fruit. They are a colorful bird with a black back, yellow chest, blue feet, and a green, red and orange bill.



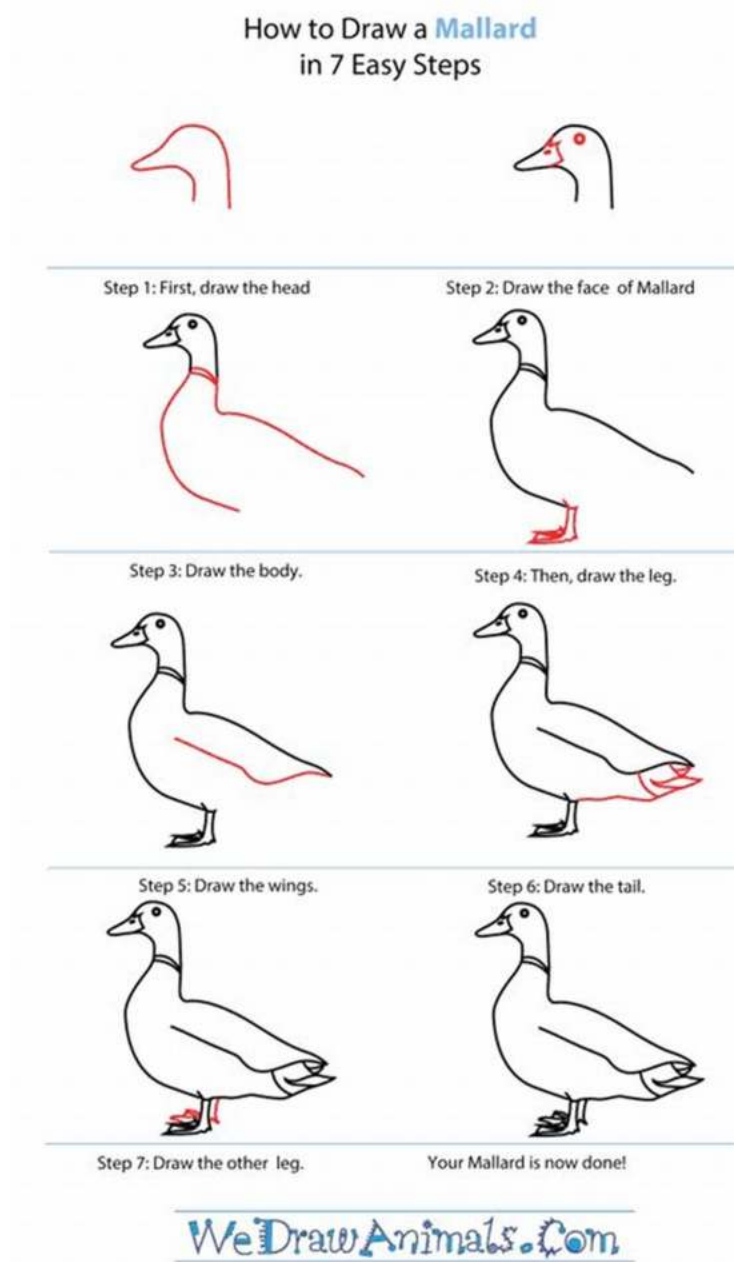
©Sheri Amsel

[www.exploringnature.org](http://www.exploringnature.org)

Toucans are known for their unique and striking beaks, which make them instantly recognizable. Begin by outlining the body of the toucan using light pencil strokes, paying attention to its round head and long tail. Then, focus on the beak, which is the highlight of this drawing. Sketch its shape, highlighting its vibrant colors and distinctive curve. Add details to the body, such as the wings and

feathers, to complete the overall appearance. Don't forget to bring the drawing to life by adding a tropical background!

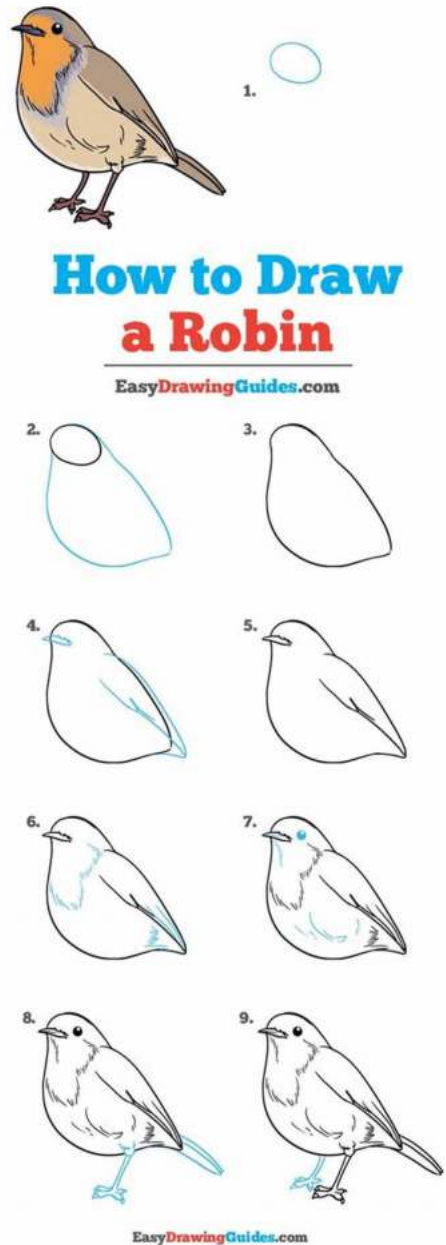
## 4. Mallards - A Familiar Waterfowl



Mallards are commonly found in ponds and lakes, making them a familiar sight for many bird enthusiasts. Start by drawing the body of the mallard, paying attention to its characteristic plump shape and long neck. Sketch the head and

beak, capturing the distinct features of these waterfowl. Then, add intricate feather details, using short lines to represent the texture. Lastly, color the duck with shades of brown, green, and blue to bring out its natural beauty. You can also add ripples in the water to enhance the overall scene!


## 5. Many More Birds - A World of Inspiration



These step-by-step guides provide a foundation for drawing some of the most well-known and beloved bird species, but the world of birds is vast and diverse. There are countless other mesmerizing birds waiting to be drawn and appreciated. From vibrant hummingbirds to graceful swans, the possibilities are endless.

Through practice and observation, you can master the art of bird drawing. Remember to pay attention to the unique characteristics of each bird, capturing its essence in your artwork. Embrace your creativity and explore different techniques to bring these birds to life on paper.

So, unleash your artistic skills and embark on an enchanting journey as you learn to draw chickadees, peacocks, toucans, mallards, and many more beautiful bird species. Let your imagination take flight and discover the joy of capturing the elegance and diversity of our feathered friends!



## Draw 50 Birds: The Step-by-Step Way to Draw Chickadees, Peacocks, Toucans, Mallards, and Many More of Our Feathered Friends

by Lee J. Ames (Kindle Edition)

★★★★☆ 4.5 out of 5

Language : English

File size : 35956 KB

Text-to-Speech : Enabled

Screen Reader : Supported


Enhanced typesetting : Enabled

Print length : 433 pages






Draw 50 Birds teaches aspiring artists how to draw with ease by following simple, step-by-step instructions. Celebrated author Lee J. Ames brings together dozens of birds from around the world, including the puffin, the peacock, the dodo bird, the dove, the great horned owl, and even the common chicken. Ames's illustration style and renowned drawing method has made him a leader in the step-by-step drawing manual, and the 31 books in his Draw 50 series have sold more than three million copies. Ames's instruction allows seasoned artists to refine their technique and guides amateurs to develop their own artistic abilities. Even the youngest artists can make these feathered friends. It's easy to enjoy the company of your favorite feathered friends when it's done the Draw 50 way.




## **The Step By Step Way To Draw Domestic Breeds, Wild Cats, Cuddly Kittens, And More: Unleash Your Inner Artist!**

Are you an animal lover? Do you appreciate the elegance and mystique of cats? If you find yourself in awe of these beautiful creatures, what if you could bring them to life on...




## **The Step By Step Way To Draw Dragsters, Vintage Cars, Dune Buggies, and Mini Coopers**

Are you a car enthusiast or someone who loves to draw? If so, you're in for a treat! In this article, we will guide you through the step-by-step process of drawing dragsters,...




## The Step By Step Way To Draw Elephants Tigers Dogs Fish Birds And Many More

Are you an aspiring artist interested in improving your drawing skills? Look no further! In this article, we will guide you through the step-by-step process of drawing...




## The Step By Step Way To Draw Chickadees Peacocks Toucans Mallards And Many More

Are you a nature lover who has always admired the beauty and grace of various bird species? Are you eager to learn how to capture their essence on paper? Drawing birds can be...




## The Step By Step Way To Draw 50 Beasties And Yugglies And Turnover Uglies

Are you passionate about art and unleashing your creativity? Do you love bringing imaginary creatures to life on a blank canvas? If so, then you're in for a treat! In this...




## Become a Pro Artist: The Step By Step Way to Draw Horses, Cats, Dogs, Birds, Fish, and Many More Creatures

Are you an aspiring artist looking to improve your drawing skills? Do you have a passion for animals and want to learn how to capture their beauty on paper? Look no further!...



## The Step By Step Way To Draw Great White Sharks, Killer Whales, and Barracudas

Do you love sea creatures? Are you fascinated by the power and grace of Great White Sharks, Killer Whales, and Barracudas? If so, you're in luck! In this article, we will...



## Draw 50 Boats Ships Trucks And Trains: Unlock Your Inner Artist!

Are you ready to embark on a creative journey? Do you have a passion for drawing and an interest in various modes of transportation? If so, "Draw 50 Boats Ships Trucks And..."