


# The Step By Step Way To Draw Domestic Breeds, Wild Cats, Cuddly Kittens, And More: Unleash Your Inner Artist!

Are you an animal lover? Do you appreciate the elegance and mystique of cats? If you find yourself in awe of these beautiful creatures, what if you could bring them to life on paper? With a step-by-step guide, we will help you unleash your inner artist and learn to draw a variety of domestic breeds, wild cats, cuddly kittens, and more!

## Why Drawing Cats?

Cats have long been a subject of fascination for artists. Their graceful movements, expressive eyes, and distinctive features make them a captivating choice for those looking to practice their drawing skills. Whether you are a beginner or an experienced artist, drawing cats can be an exciting challenge.

Not only will learning to draw cats improve your artistic abilities, but it will also provide you with a sense of satisfaction and accomplishment. There is something truly magical about capturing the essence of a cat on paper and creating a lasting piece of art.



## Draw 50 Cats: The Step-by-Step Way to Draw Domestic Breeds, Wild Cats, Cuddly Kittens, and Famous Felines by Lee J. Ames (Kindle Edition)

★★★★☆ 4.7 out of 5

Language : English

File size : 35187 KB

Text-to-Speech : Enabled

Screen Reader : Supported

Enhanced typesetting : Enabled



## **The Basics: Tools and Techniques**

Before we dive into the step-by-step process of drawing cats, let's familiarize ourselves with the tools and techniques you'll need to get started. Here are some essential supplies:

1. A set of drawing pencils with varying degrees of hardness
2. A good quality eraser
3. Smooth drawing paper or sketchbook
4. A ruler or straight edge
5. A reference photo of the cat you wish to draw

Once you have gathered these supplies, it's time to familiarize yourself with the basic techniques of drawing. Start by practicing basic strokes, such as hatching, shading, and cross-hatching. These techniques will help you add depth and dimension to your cat drawings.

## **Step-by-Step Guide: Drawing Domestic Breeds**

Domestic breeds, such as Siamese, Tabby, and Persian cats, are known for their unique features and distinct personalities. Let's walk through the step-by-step process of drawing a domestic cat:

### **Step 1: Start with Basic Shapes**

Begin by lightly sketching the basic shapes to establish the proportions of the cat. Use circles, ovals, and triangles to outline the head, body, and limbs. Don't worry about details at this stage; focus on getting the overall shape right.

## **Step 2: Refine the Outline**

Once you are satisfied with the basic shapes, refine the outline by adding more curves and angles. Pay attention to the shape of the ears, the length of the tail, and the position of the eyes. Use your reference photo as a guide to ensure accuracy.

## **Step 3: Add Details**

Now it's time to add the finer details that make each breed unique. Pay attention to the fur texture, facial features, and any distinguishing markings. Use short pencil strokes to create the illusion of fur and shading to add depth.

## **Step 4: Refine and Shade**

Once you have added all the necessary details, step back and look at your drawing with a critical eye. Make any necessary adjustments and refine the lines to create a polished look. Use shading techniques to add depth and dimension, focusing on areas of light and shadow.

By following these steps, you'll be able to draw realistic and lifelike representations of various domestic cat breeds. Remember, practice makes perfect, so don't be afraid to start over or try different poses and angles!

## **Unleashing Your Creativity: Drawing Wild Cats and Cuddly Kittens**

While domestic cat breeds offer a wide range of subjects to draw, why not take things a step further and explore the wild side of feline art? From majestic lions to playful cheetah cubs, drawing wild cats can be an exhilarating experience.


Similar to drawing domestic cats, the key lies in careful observation and attention to detail. Research different wild cat species and study their anatomy and distinctive features. Once you have a good grasp of their unique characteristics, you can follow a similar step-by-step approach to drawing them.

Cuddly kittens, on the other hand, offer a different challenge. Their smaller size and adorable features make them an irresistible subject for any artist. Drawing kittens requires capturing their playfulness and innocence. Pay close attention to their big eyes, tiny paws, and fluffy coats to bring out their irresistible charm.

## Let Your Creativity Roar!

Now that you have a step-by-step guide and an array of cat subjects to explore, it's time to unleash your inner artist and let your creativity roar! Remember, drawing is a journey of self-expression and growth. Embrace the process, be patient with yourself, and enjoy the satisfaction of bringing cats to life through your art.

So grab your pencils, sharpen your erasers, and dive into the enchanting world of drawing domestic breeds, wild cats, cuddly kittens, and more. Unleash your passion and create purrfection on paper!



## Draw 50 Cats: The Step-by-Step Way to Draw Domestic Breeds, Wild Cats, Cuddly Kittens, and Famous Felines

by Lee J. Ames (Kindle Edition)

★★★★☆ 4.7 out of 5

Language : English

File size : 35187 KB

Text-to-Speech : Enabled


Screen Reader : Supported

Enhanced typesetting : Enabled

Print length : 64 pages




This book brings to life Siamese, Persians, lions, tigers, panthers and such celebrity felines as Felix, Top Cat and Snaggle Puss.




## The Step By Step Way To Draw Domestic Breeds, Wild Cats, Cuddly Kittens, And More: Unleash Your Inner Artist!

Are you an animal lover? Do you appreciate the elegance and mystique of cats? If you find yourself in awe of these beautiful creatures, what if you could bring them to life on...




## The Step By Step Way To Draw Dragsters, Vintage Cars, Dune Buggies, and Mini Coopers

Are you a car enthusiast or someone who loves to draw? If so, you're in for a treat! In this article, we will guide you through the step-by-step process of drawing dragsters,...




## The Step By Step Way To Draw Elephants Tigers Dogs Fish Birds And Many More

Are you an aspiring artist interested in improving your drawing skills? Look no further! In this article, we will guide you through the step-by-step process of drawing...




## The Step By Step Way To Draw Chickadees Peacocks Toucans Mallards And Many More

Are you a nature lover who has always admired the beauty and grace of various bird species? Are you eager to learn how to capture their essence on paper? Drawing birds can be...




## The Step By Step Way To Draw 50 Beasties And Yuggies And Turnover Uglies

Are you passionate about art and unleashing your creativity? Do you love bringing imaginary creatures to life on a blank canvas? If so, then you're in for a treat! In this...




## Become a Pro Artist: The Step By Step Way to Draw Horses, Cats, Dogs, Birds, Fish, and Many More Creatures

Are you an aspiring artist looking to improve your drawing skills? Do you have a passion for animals and want to learn how to capture their beauty on paper? Look no further!...



## The Step By Step Way To Draw Great White Sharks, Killer Whales, and Barracudas

Do you love sea creatures? Are you fascinated by the power and grace of Great White Sharks, Killer Whales, and Barracudas? If so, you're in luck! In this article, we will...



## Draw 50 Boats Ships Trucks And Trains: Unlock Your Inner Artist!

Are you ready to embark on a creative journey? Do you have a passion for drawing and an interest in various modes of transportation? If so, "Draw 50 Boats Ships Trucks And...