


The Step By Step Way To Draw Fish Sharks Mollusks Dolphins And More

Do you have a passion for marine life or art? Are you interested in learning how to draw fascinating creatures from the depths of the ocean? Well, you're in luck! In this tutorial, we will guide you through the step-by-step process of creating stunning illustrations of fish, sharks, mollusks, dolphins, and more.

Learning how to draw these sea creatures can be a fun and rewarding experience. Not only will you be able to capture their unique beauty, but you'll also gain a deeper understanding of their anatomy and characteristics.

1. Fish

Fish come in all shapes and sizes, from tiny neon tetras to majestic sailfish. To begin drawing a fish, start with a simple oval shape for the body. Next, add fins to both sides of the body, keeping in mind the specific species you want to draw. Pay attention to the placement and shape of the tail, as it varies among different fish. Use long brush-like strokes to capture the flow and movement of the fish's scales. Finally, add details such as an eye, mouth, and any patterns or colors that are characteristic of the species.



Draw 50 Sea Creatures: The Step-by-Step Way to Draw Fish, Sharks, Mollusks, Dolphins, and More

by Mary Karr (Kindle Edition)

★★★★☆ 4.3 out of 5

Language : English

File size : 60744 KB

Text-to-Speech : Enabled

Screen Reader : Supported

Enhanced typesetting : Enabled



2. Sharks

Sharks have a distinct body shape that sets them apart from other fish. Begin by drawing a long, cylindrical shape for the body. Add a triangular-shaped dorsal fin on top, and smaller fins on the sides and bottom. Pay close attention to the mouth and teeth, as they play a significant role in defining the shark's menacing appearance. Remember to include gill slits on the sides of the body and add some texture to the shark's skin using short, jagged lines.

3. Mollusks

Mollusks, such as octopuses and snails, have a soft body protected by a shell. To draw an octopus, start by sketching a rounded head and a bulbous body. Add eight long, wavy tentacles that extend from the base. Pay attention to the curved shape of the tentacles and their suction cups. For a snail, begin by drawing a spiral-shaped shell and then add a small head and foot. Don't forget to include intricate details like the snail's antenna and textured shell.


4. Dolphins

Dolphins are incredibly intelligent and graceful creatures. To draw a dolphin, start with an oval shape for the body. Add a triangular fin on the back and two smaller fins on the sides. Pay close attention to the gentle curve of the body, as it gives the dolphin its characteristic shape. Draw a curved line for the mouth and add an eye on the side of the head. Use smooth lines to indicate the dolphin's sleek skin, and don't forget to include the blowhole on top of the head.

5. More Marine Life

In addition to fish, sharks, mollusks, and dolphins, there are many other fascinating marine creatures you can draw. From sea turtles to seahorses, each animal has its own unique characteristics that can be captured through art. Take the time to research and study the anatomy of the creature you want to draw. Pay attention to details such as scales, patterns, and coloration to make your illustrations as realistic as possible.

When it comes to drawing marine life, practice makes perfect. Don't be too hard on yourself if your first attempts don't turn out as expected. With time and dedication, you'll improve your skills and create stunning artworks. So grab a pencil, some paper, and dive into the vast world of underwater illustration!



Draw 50 Sea Creatures: The Step-by-Step Way to Draw Fish, Sharks, Mollusks, Dolphins, and More

by Mary Karr (Kindle Edition)

★★★★☆ 4.3 out of 5

Language : English

File size : 60744 KB

Text-to-Speech : Enabled

Screen Reader : Supported


Enhanced typesetting : Enabled

Print length : 64 pages




Part of the best-selling Draw 50 series this step-by-step guide to drawing various fish, sharks, oysters, bottlenose dolphins, crabs, polar bears, coral, and other ocean life is for artists of all levels.

In this new installment of Lee J. Ames's beloved Draw 50 series, readers will find easy-to-follow, step-by-step visual lessons on sketching and rendering all kinds of sea and ocean-dwelling creatures. Animals and plants from in and near the water featured in the book include clownfish, whale sharks, sea otters, dolphins, turtles and more.




The Step By Step Way To Draw Fish Sharks Mollusks Dolphins And More

Do you have a passion for marine life or art? Are you interested in learning how to draw fascinating creatures from the depths of the ocean? Well, you're in luck! In this...




The Unforgettable Journey of Cherry Mary Karr: A Soul Stirring Memoir

HTML is a powerful tool that allows us to create engaging and visually appealing content. In this article, we delve into the life and works of Cherry Mary Karr, a renowned...




Unveiling the Magical World of Lit Memoir: Discovering the Realm of Immersive Storytelling

Are you someone who appreciates the art of storytelling in its purest form? Do you find yourself captivated by true stories that offer glimpses into the human experience? If...



The Best Of Sixty Years Of Peter Drucker Essential Writings On Management: Unveiling the Secrets of a Legendary Management Guru

Over the past six decades, Peter Drucker has established himself as one of the most influential figures in the field of management. His extensive writings have revolutionized...



Technical Analysis Demystified Self Teaching Guide

Are you fascinated by the stock market? Do you want to learn how to predict future price movements with accuracy and make informed investment decisions?...




Meet Hollyanna Tanya Andrade - The New Face of Entertainment

When it comes to young and talented individuals making waves in the entertainment industry, Hollyanna Tanya Andrade's name cannot be overlooked. This rising...



Adachu Daniel Millhouse: The Extraordinary Life of a Visionary Entrepreneur

Have you ever encountered someone who possesses an unwavering passion for making a positive impact and shaping the world we live in? Meet Adachu Daniel Millhouse, a...



Franklin Thanksgiving Classic - A Fantastic Journey into Franklin Stories 28

Thanksgiving is a time of joy, gratitude, and celebration. It's a time when families and friends come together to cherish each other's company, share delicious meals, and...