

The Step By Step Way To Draw Great White Sharks, Killer Whales, and Barracudas


Do you love sea creatures? Are you fascinated by the power and grace of Great White Sharks, Killer Whales, and Barracudas? If so, you're in luck! In this article, we will guide you through a step-by-step process to draw these incredible creatures, even if you have little to no artistic experience. So grab your pencils and get ready to unleash your inner artist!

Why Choose Great White Sharks, Killer Whales, and Barracudas?

Great White Sharks, Killer Whales, and Barracudas are some of the most awe-inspiring creatures that inhabit our oceans. These apex predators have captivated humans for centuries, and their streamlined bodies and sharp features make them perfect subjects for drawing. By learning how to draw these magnificent creatures, you can not only improve your artistic skills but also gain a deeper appreciation for the beauty of marine life.

Step 1: Gather Your Art Supplies

Before we begin, make sure you have the necessary art supplies. You will need:



Draw 50 Sharks, Whales, and Other Sea Creatures: The Step-by-Step Way to Draw Great White Sharks, Killer Whales, Barracudas, Seahorses, Seals, and More... by Lee J. Ames (Kindle Edition)

★★★★☆ 4.7 out of 5

Language : English

File size : 29385 KB

Text-to-Speech : Enabled

Screen Reader : Supported

Enhanced typesetting : Enabled

Word Wise : Enabled
Print length : 64 pages



- Sketching pencils of varying hardness (HB, 2B, 4B)
- Drawing paper or a sketchbook
- An eraser
- A sharpener
- A ruler

Once you have your supplies ready, let's move on to step 2!

Step 2: Study Reference Images

To accurately depict Great White Sharks, Killer Whales, and Barracudas, it's essential to study reference images. Explore books, websites, or documentaries that feature these creatures. Take note of their body proportions, textures, and distinctive features. This step is crucial in understanding the anatomy and details of the animals that you want to draw.

Step 3: Start with Basic Shapes

Begin by lightly sketching the basic shapes that make up the body of the animal you want to draw. For Great White Sharks, start with a large oval for the body and a triangular shape for the tail. For Killer Whales, sketch an elongated oval for the body and add a rounded shape for the head. For Barracudas, start with a long, slim oval shape.

Step 4: Refine the Outline

Once you have the basic shapes in place, use a darker pencil to refine the outline of the creature. Add details like the fins, mouth, eyes, and patterns. Take your time to ensure the proportions and details are accurate, as these elements bring life to your drawing.

Step 5: Add Shadows and Highlights

To make your drawing more realistic, add shadows and highlights. Observe where the light source is coming from in your reference image and replicate it in your drawing. Use different shades of pencils to create depth and dimension. Adding shadows and highlights will make your artwork pop!

Step 6: Fine-Tune Details

Once you are satisfied with the overall shape and shading, it's time to focus on fine-tuning the details. Pay attention to the texture of the animal's skin and add any additional features that make them unique. For example, you can add the sharp teeth of a Great White Shark or the iconic black and white markings on a Killer Whale.

Step 7: Erase Unnecessary Lines


Now that your drawing is almost complete, go over it to erase any unnecessary lines or smudges. This step will give your artwork a polished and clean look.

Step 8: Sign and Date Your Artwork

Congratulations! You have successfully drawn Great White Sharks, Killer Whales, and Barracudas. Now, don't forget to sign and date your artwork. This step marks your accomplishment and adds a personal touch to your creation.

Drawing Great White Sharks, Killer Whales, and Barracudas can be a thrilling and rewarding experience. By following these step-by-step instructions and

unleashing your creativity, you can create stunning artworks that capture the essence of these magnificent creatures. So grab your art supplies, dive into the world of marine life, and let your imagination run wild!




Draw 50 Sharks, Whales, and Other Sea Creatures: The Step-by-Step Way to Draw Great White Sharks, Killer Whales, Barracudas, Seahorses, Seals, and More... by Lee J. Ames (Kindle Edition)

- ★★★★☆ 4.7 out of 5
- Language : English
 - File size : 29385 KB
 - Text-to-Speech : Enabled
 - Screen Reader : Supported
 - Enhanced typesetting : Enabled
 - Word Wise : Enabled
 - Print length : 64 pages




Lee Ames, together with Warren Budd, present 50 inhabitants of the deep in step-by-step sketches. "Includes no less than 11 kinds of sharks and 13 animals of the whale family." -- School Library Journal.




The Step By Step Way To Draw Bugs, Slugs, Spiders, Scorpions, Butterflies, And Many More

Are you fascinated by the world of insects and arachnids? Do you enjoy observing their intricate details and unique beauty? If so, why not take your admiration to the next...




The Step By Step Way To Draw Domestic Breeds, Wild Cats, Cuddly Kittens, And More: Unleash Your Inner Artist!

Are you an animal lover? Do you appreciate the elegance and mystique of cats? If you find yourself in awe of these beautiful creatures, what if you could bring them to life on...




The Step By Step Way To Draw Dragsters, Vintage Cars, Dune Buggies, and Mini Coopers

Are you a car enthusiast or someone who loves to draw? If so, you're in for a treat! In this article, we will guide you through the step-by-step process of drawing dragsters,...




The Step By Step Way To Draw Elephants Tigers Dogs Fish Birds And Many More

Are you an aspiring artist interested in improving your drawing skills? Look no further! In this article, we will guide you through the step-by-step process of drawing...




The Step By Step Way To Draw Chickadees Peacocks Toucans Mallards And Many More

Are you a nature lover who has always admired the beauty and grace of various bird species? Are you eager to learn how to capture their essence on paper? Drawing birds can be...




The Step By Step Way To Draw 50 Beasties And Yuggies And Turnover Ugles

Are you passionate about art and unleashing your creativity? Do you love bringing imaginary creatures to life on a blank canvas? If so, then you're in for a treat! In this...



The Step By Step Way To Draw Great White Sharks, Killer Whales, and Barracudas

Do you love sea creatures? Are you fascinated by the power and grace of Great White Sharks, Killer Whales, and Barracudas? If so, you're in luck! In this article, we will...



Draw 50 Boats Ships Trucks And Trains: Unlock Your Inner Artist!

Are you ready to embark on a creative journey? Do you have a passion for drawing and an interest in various modes of transportation? If so, "Draw 50 Boats Ships Trucks And...