

The Ultimate Guide: Easy Ways To Knit An Easter Clothes

Easter is right around the corner, and what better way to celebrate than by knitting your very own Easter clothes?! Whether you're a beginner or an experienced knitter, this article will provide you with easy, step-by-step instructions on how to create beautiful and unique garments for this festive occasion. Get ready to unleash your creativity and style, all while making a piece that you can proudly wear on Easter Sunday!

1. Choose the Perfect Pattern

Before you begin knitting, it's important to find the perfect pattern that matches your desired Easter clothes. Whether you prefer a classic cardigan, a flowing dress, or a cozy sweater, there are countless options available online. Look for patterns that are labeled as "easy" or "beginner-friendly" to ensure a smooth knitting journey.

Remember to consider the type of yarn recommended for the pattern. A lighter, cotton-based yarn is ideal for springtime clothing, as it will provide comfort and breathability.



Easter Clothes Knit: Step by Step Making Clothes for Easter: Easy ways to knit an Easter clothes

by Bace Flores (Paperback – March 17, 2021)

★★★★★ 5 out of 5

Language : English

File size : 14713 KB

Screen Reader : Supported

Print length : 30 pages

Lending : Enabled

Paperback : 54 pages
Item Weight : 4.6 ounces
Dimensions : 6 x 0.14 x 9 inches



2. Gather Your Materials

Once you have chosen your pattern, it's time to gather all the necessary materials. Apart from the appropriate yarn, you will also need knitting needles of the appropriate size for your chosen pattern. Make sure to check the gauge mentioned in the pattern to ensure your finished garment has the right fit.

Additionally, don't forget about other knitting essentials such as stitch markers, scissors, and a tapestry needle for finishing touches.

3. Follow Step-by-Step Instructions

Now that you have your pattern and materials, it's time to start knitting! Follow the step-by-step instructions provided in your chosen pattern. Take your time and pay attention to each detail to ensure a flawless end result.

If you are a beginner, don't worry! Many patterns include helpful tutorials or explanatory videos that guide you through each stitch. Take advantage of these resources to improve your skills.

4. Incorporate Easter-themed Designs

Add an extra touch of Easter spirit to your knitted clothes by incorporating festive designs. Consider including adorable bunnies, colorful eggs, or blooming flowers in your pattern. These elements will instantly make your Easter clothes stand out and add a playful charm.

If you're feeling particularly creative, you can even experiment with intarsia or fair isle knitting techniques to create intricate Easter-themed motifs.

5. Personalize with Embellishments

After finishing the main part of your Easter clothes, it's time to personalize them further with embellishments. Add buttons, ribbons, or bows to give your garment a unique and personalized touch.

For a more extravagant look, consider incorporating beading or embroidery. These techniques can add a touch of elegance and glamour to your handmade Easter clothes.

6. Block and Finish with Care

Once you have completed your knitted Easter clothes, it's important to block them to ensure their shape and drape. Blocking involves gently wetting the finished garment and then shaping it to its intended measurements. This step is crucial to achieve a professional and polished look.

After blocking, let your clothes dry completely before wearing or storing them. Pay attention to the specific care instructions for the yarn used, as some may require handwashing or specific drying methods.

7. Show Off Your Knitted Masterpiece

Now that you have successfully knitted your own Easter clothes, it's time to proudly show them off! Wear your creation on Easter Sunday and receive compliments from family and friends who will undoubtedly admire your artistic talent.

Don't forget to take plenty of pictures to capture this special moment and share them on social media. Who knows, your unique Easter clothes might inspire others to try their hand at knitting!

Knitting your Easter clothes is a wonderful way to embrace your creativity and showcase your personal style. With a wide range of patterns available and a variety of techniques to enhance your garments, the possibilities are endless. Follow the easy steps outlined in this article, and you'll be able to create stunning Easter clothes that will make you the envy of every Easter gathering. Happy knitting!



Easter Clothes Knit: Step by Step Making Clothes for Easter: Easy ways to knit an Easter clothes

by Bace Flores (Paperback – March 17, 2021)

★★★★★ 5 out of 5

Language : English

File size : 14713 KB

Screen Reader : Supported

Print length : 30 pages

Lending : Enabled

Paperback : 54 pages

Item Weight : 4.6 ounces

Dimensions : 6 x 0.14 x 9 inches




You can be your own designer with this wonderful pattern collection! You choose the skirt pattern you wish, and you have the option of sleeve variation or sleeveless styles!! Your choice, your design! Make it easy, make it fancy, or go for the plainer style. Or if you have limited yarns, you can make a two tone dress, and adorn it with ribbons, buttons, whatever you chose. Artificial flowers make

each dress "Easter" Special, but it is all up to you! It is all your choice to have fun with! You will get requests for many more of these dresses in all sorts of colors. Best thing is, every color you make these in, makes the dress look like an entirely different dress! Get ready to make lots of these!




Jib And Gob Bace Flores – The Unstoppable Sibling Duo!

Have you ever heard of Jib and Gob Bace Flores? If not, you're in for a treat! These two siblings have taken the world by storm with their extraordinary...




The Limbo Zebras: Meet the Extraordinary and Enigmatic Bace Flores

Prepare yourself for a fascinating adventure through the captivating realms of Bace Flores, where the enigmatic Limbo Zebras dwell. The Mystery Begins:...



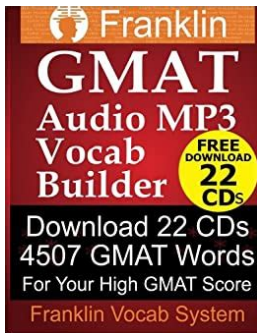
Akhenaten The Heretic Pharaoh: Unraveling the Mystery - Brien Foerster

Akhenaten, commonly known as the Heretic Pharaoh, is one of the most enigmatic figures in ancient Egyptian history. Renowned researcher Brien Foerster has...




Discover the Inspiring Journey of Peace Train Cat Stevens: The Man Who Sang His Heart Out for Peace, Love, and Harmony!

When it comes to folk-pop music legends, one name that stands out is Cat Stevens. Throughout his career, he enchanted audiences with his soulful melodies, thought-provoking...



GMAT Audio MP3 Vocab Builder - Enhance Your Vocabulary in 4507 Words

Are you preparing for the Graduate Management Admission Test (GMAT)? Do you want to improve your vocabulary skills to ace the verbal section of the exam? Look no...



Get Hooked with These Adorable Bunny Crochet Patterns!

Are you interested in crocheting cute and cuddly animals? Look no further! In this article, we will explore some simple and detailed bunny crochet patterns that will bring...



Memorial Day - Let's Celebrate Clara Cella

Memorial Day, a significant holiday in the United States, is celebrated annually on the last Monday of May. It is a day to honor and remember the brave men and women who...



Soul Repair: Discover the Path to Healing and Recovery After Moral Injury in War

War can leave lasting scars on the souls of those who serve on the front lines. While physical wounds might heal over time, there is an invisible...