

The Ultimate Guide to Dance Teaching Methods And Curriculum Design: Unleash Your Inner Choreographer




Do you have a passion for dance and a desire to share your skills with aspiring dancers? Are you looking to enhance your teaching methods and create an effective dance curriculum? Look no further! In this comprehensive article, we will explore various dance teaching methods and delve into the art of curriculum design. So grab your dance shoes and get ready to unleash your inner choreographer!

The Importance of Dance Teaching Methods

Dance teaching methods play a crucial role in shaping the learning experience of aspiring dancers. The way you approach teaching can either ignite a passion for dance or discourage students from pursuing their dreams. Therefore, it is vital to

familiarize yourself with different teaching methodologies to create a positive and engaging learning environment.



Dance Teaching Methods and Curriculum Design: Comprehensive K-12 Dance Education

by Gayle Kassing (2nd Edition, Kindle Edition)

★★★★★ 5 out of 5

Language	: English
File size	: 177936 KB
Text-to-Speech	: Enabled
Screen Reader	: Supported
Enhanced typesetting	: Enabled
Word Wise	: Enabled
Print length	: 511 pages
Lending	: Enabled



One popular method is the Vaganova method, developed by Agrippina Vaganova in the early 20th century. This systematic approach emphasizes the development of strength, flexibility, and precision while instilling artistry in dancers. Another method gaining popularity is the Laban method, which focuses on analyzing movement through effort actions and understanding the dynamic relationships between dancers.

Other teaching methods such as the Cecchetti method, the Bournonville method, and the Royal Academy of Dance method each have their unique approaches and techniques. Exploring these different methods will allow you to incorporate diverse styles and techniques into your teaching, enriching the learning experience for your students.

Curriculum Design: Creating a Solid Foundation

A well-structured dance curriculum is the backbone of any dance program. It provides a clear pathway for students to progress and ensures a comprehensive understanding of various dance styles and techniques. To design an effective curriculum, consider the following elements:

1. Skill Progression:

Begin by outlining the essential skills and techniques for each level of the curriculum. Start with foundational movements and gradually introduce more complex movements as students progress. This allows dancers to build a strong technical foundation while challenging them to push their boundaries.

2. Variety in Dance Styles:

Diversity is key in dance education. Introduce students to various dance styles such as ballet, jazz, contemporary, hip-hop, and cultural dances. This exposure not only broadens their dance vocabulary but also allows them to explore different movement dynamics and artistic expressions.

3. Performance Opportunities:

Include performance opportunities within the curriculum to showcase the dancers' progress and build their confidence. Whether it's a recital, a showcase, or participation in dance competitions, these experiences provide tangible goals for students to work towards and a platform to express their artistry.

4. Flexibility and Adaptability:

A good curriculum should offer flexibility to accommodate students' varying learning paces and abilities. Allow room for adjustments and modifications while maintaining a challenging and supportive learning atmosphere. This inclusivity sets a positive tone and encourages students to strive for their personal best.

Crafting Engaging Dance Lessons

Designing lessons that captivate your students' attention and foster their love for dance is essential. Here are some proven strategies to create engaging dance lessons:

1. Incorporate Interactive Warm-ups:

Start each lesson with an interactive warm-up routine that includes stretching, cardio exercises, and dance-related games. Engaging warm-ups help students prepare physically and mentally for the class while setting a fun and energetic tone.

2. Break Down Choreography:

When teaching complex choreography, break it down into smaller, manageable sections. Demonstrate each section, explain the steps, and provide clear demonstrations. This approach helps students grasp the movements more easily and build their confidence as they progress through the choreography.

3. Foster Creativity:

Encourage students to explore their creativity by incorporating improvisation exercises into your lessons. Give them the opportunity to freestyle and develop their artistic voices. This cultivates a sense of ownership and allows students to develop their unique dance styles.


4. Communicate Effectively:

Clear communication is vital in dance instruction. Use precise language, demonstrate movements clearly, and provide constructive feedback. It is also essential to create an open and supportive environment where students feel comfortable asking questions and seeking clarification.

The Continuous Journey of Growth

As a dance teacher, your growth as an instructor never stops. It is crucial to stay updated with current trends, attend workshops, and collaborate with other dance professionals to expand your knowledge and network. Embrace the ever-evolving nature of dance and continue to refine your teaching methods and curriculum design.

In , dance teaching methods and curriculum design are integral to creating a positive and enriching learning experience for aspiring dancers. By incorporating diverse teaching methodologies and crafting engaging lessons, you can unleash your inner choreographer while inspiring future generations of dancers. So lace up those dance shoes, embrace your passion for dance, and embark on this exciting journey of teaching the art you love!



Dance Teaching Methods and Curriculum Design: Comprehensive K-12 Dance Education

by Gayle Kassing (2nd Edition, Kindle Edition)

★★★★★ 5 out of 5

Language	: English
File size	: 177936 KB
Text-to-Speech	: Enabled
Screen Reader	: Supported
Enhanced typesetting	: Enabled
Word Wise	: Enabled
Print length	: 511 pages
Lending	: Enabled



This new edition of Dance Teaching Methods and Curriculum Design is ideal for preparing undergraduate students to teach dance education. Students will learn a

conceptual and comprehensive model of dance education that embraces dance as an art form and a lifelong physical activity. Students will gain the tools they need to teach various dance forms, create effective lesson and unit plans, and develop a curriculum that meets arts and education standards.

The second edition of this foundational text uses a holistic approach to dance pedagogy for teaching children through adults in school and community environments. It also introduces theories from multiple disciplines and helps students apply those theories and processes when creating lesson and unit plans.

New Material Dance Teaching Methods and Curriculum Design offers much new material:

- Four new sample dance units (up from 10 in the previous edition)
- Many useful instructor ancillaries, including an instructor guide, a presentation package, and a test package; students can submit their work electronically, and quizzes are automatically graded
- A web study guide offering a variety of projects, printable forms, and video clips that demonstrate selected steps, movements, exercises, and combinations of different dance forms
- Beyond Technique assignments, which have been field tested in university courses, to help students see firsthand what a dance teacher does

The sample dance units offer a comprehensive guide for teaching popular dance forms, and they now cover a greater diversity of styles, including hip-hop, Mexican folkloric, African, and line dance. In addition, the new ancillaries offer scope and sequence plans and block time plans for all 14 dance units, as well as all printable forms from the book.

Dance Portfolio

Another great feature of the book is the dance portfolio that students will create as they work through the text. This portfolio will help them demonstrate their ability to create lesson plans, a unit plan, and a complete dance curriculum. The students will develop these abilities as they complete chapters 1 through 13. Chapter 14 then walks students through assembling the sections of the portfolio. Chapter 14 of the web study guide includes projects the student can complete to include within their portfolio.

Step-by-Step ApproachDance Teaching Methods and Curriculum Design offers students a step-by-step course of study for how to teach dance and create sustainable dance programs in schools. The authors synthesize a wide variety of research and resources to support dance pedagogy and curriculum development, provide the infrastructure to meet the changing needs of students to teach dance in the 21st century, and supply extensive references for students to use to increase their dance education knowledge.


Book Organization

The text is organized into three parts. Part I covers information specific to teaching dance and understanding learners from grades preK through 12. Part II focuses on applying the dance knowledge gained from part I to the teaching and learning process in the four categories of dance forms. In part III, students learn how to develop unit plans and choose a curriculum design for their dance programs.

Filling a VoidDance Teaching Methods and Curriculum Design, Second Edition, addresses the knowledge, skills, processes, and content that students need as they prepare to teach dance in various settings. This text fills a void in dance education literature, studying all the steps as it provides students the foundational


knowledge and practical know-how they need to confidently begin teaching dance in schools, recreation programs, or private dance studios.

Note: A code for accessing the web study guide is included with this ebook.



The Ultimate Guide to Dance Teaching Methods And Curriculum Design: Unleash Your Inner Choreographer

Do you have a passion for dance and a desire to share your skills with aspiring dancers? Are you looking to enhance your teaching methods and create an effective dance...



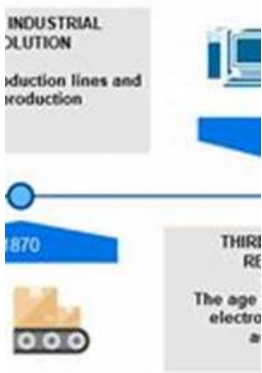
The Captivating History of Dance: Unveiling the Artistic Journey through Centuries

Throughout history, dance has been an integral part of human expression, communication, and celebration. From ancient civilizations to modern times, it has...




Asgard Stories: Tales From Norse Mythology Illustrated

Step into the captivating world of Asgard and immerse yourself in the mystical tales of Norse mythology with "Asgard Stories: Tales From Norse..."



How to Harness the Power of the Fourth Industrial Revolution and Thrive in the Digital Age

Welcome to the age of the Fourth Industrial Revolution, where technological advancements are transforming every aspect of our lives. From artificial...




The Epic Battle of Actium: Antony, Cleopatra, and Octavian

When it comes to ancient history, few stories can rival the dramatic tale of Antony, Cleopatra, and Octavian at Actium. This legendary battle not only determined the fate of...



Ensure Your Web Services Are Secure: Protecting Service Oriented Architectures

As the digital landscape evolves, businesses are increasingly relying on web services and service-oriented architectures (SOA) to enhance their productivity and streamline...



Alice Sweet Alice From Script To Screen

Welcome to the fascinating world of "Alice Sweet Alice!" In this article, we will take you on a journey behind the scenes of this cult classic horror...



The Dark Unwinding: A Captivating Tale of Mystery and Intrigue

Have you ever been captivated by a book that takes you on a journey filled with mystery, intrigue, and unexpected twists? If so, then look no further than The Dark...

dance teaching methods and curriculum design pdf

dance teaching methods and curriculum design

dance teaching methods and curriculum design comprehensive k-12 dance education

dance teaching methods and curriculum design 2nd edition