

# The Ultimate Guide to Planning and Control Using Oracle Primavera P6 Versions to 20 PPM Professional

Are you looking for a comprehensive planning and control solution for your projects? Look no further than Oracle Primavera P6 Versions to 20 PPM Professional. In this article, we will explore the features, benefits, and applications of this powerful software.

Oracle Primavera P6 is a leading project management tool that helps organizations plan, prioritize, and execute projects efficiently. It allows you to analyze, track, and monitor project performance in real-time, enabling better decision-making and ensuring project success.

## Key Features of Oracle Primavera P6 Versions to 20 PPM Professional

Oracle Primavera P6 Versions to 20 PPM Professional comes packed with a wide range of features that will revolutionize your project planning and control. Some of the key features include:



## Planning and Control Using Oracle Primavera P6 Versions 8 to 20 PPM Professional

by Paul E Harris (Kindle Edition)

★★★★☆ 4.3 out of 5

Language : English

File size : 26623 KB

Text-to-Speech : Enabled

Screen Reader : Supported

Enhanced typesetting: Enabled

Print length : 873 pages



- **Integrated Project Portfolio Management:** Oracle Primavera P6 allows you to manage multiple projects simultaneously and provides a holistic view of your project portfolio. This helps you allocate resources effectively, streamline project workflows, and identify potential bottlenecks.
- **Advanced Scheduling:** With its advanced scheduling capabilities, Primavera P6 enables you to create accurate project schedules, including dependencies, critical paths, and resource assignments. It helps you optimize resource utilization and ensures timely project completion.
- **Resource Management:** Primavera P6 allows you to effectively manage your project resources by tracking their availability, allocation, and utilization. This ensures that you have the right resources assigned to each task, minimizing delays and optimizing productivity.
- **Cost Control:** Oracle Primavera P6 helps you track project costs, including labor, materials, and overheads. It allows you to set budgets, monitor actual expenses, and compare them against planned costs. This helps you identify cost overruns early and take corrective actions.
- **Risk Analysis:** By performing critical path analysis and resource leveling, Primavera P6 enables you to identify potential risks and develop contingency plans. It provides you with real-time insights into project risks, helping you mitigate them proactively.
- **Real-Time Reporting:** Primavera P6 offers a wide range of reporting options, allowing you to generate customized reports and dashboards. You can easily track project progress, identify performance gaps, and communicate project status to stakeholders.

## Benefits of Oracle Primavera P6 Versions to 20 PPM Professional

By adopting Oracle Primavera P6 Versions to 20 PPM Professional, organizations can experience a multitude of benefits. Some of the main advantages include:

- **Improved Project Visibility:** Oracle Primavera P6 provides real-time visibility into project performance, enabling better decision-making and ensuring timely completion of projects.
- **Enhanced Resource Utilization:** With Primavera P6, you can optimize resource utilization by effectively allocating resources to tasks based on their availability and skillset.
- **Streamlined Project Execution:** Primavera P6 streamlines project workflows, automates manual tasks, and reduces administrative overhead. This allows project teams to focus on value-added activities, improving overall project efficiency.
- **Better Risk Management:** By analyzing critical paths and resource dependencies, Primavera P6 helps you identify potential risks and take proactive measures to mitigate them. This minimizes project delays and ensures project success.
- **Improved Collaboration:** Primavera P6 provides a centralized platform for collaboration, allowing project teams to communicate and collaborate effectively, resulting in improved coordination and productivity.
- **Increased Stakeholder Satisfaction:** With real-time reporting and dashboard capabilities, Primavera P6 allows you to keep stakeholders informed about project progress, thereby enhancing their confidence and satisfaction.

## Applications of Oracle Primavera P6 Versions to 20 PPM Professional

Oracle Primavera P6 Versions to 20 PPM Professional can be utilized in various industries and sectors. Some of the key applications include:

- **Construction Management:** Primavera P6 is widely used in the construction industry to plan and manage complex construction projects. It helps contractors streamline project execution, reduce costs, and optimize resource allocation.
- **Engineering:** Primavera P6 is extensively used in engineering projects to schedule tasks, allocate resources, and track project progress. It enables engineers to effectively manage project timelines and deliver projects within budget.
- **IT Project Management:** Primavera P6 is a popular choice for IT project managers who need to handle multiple projects with complex dependencies. It helps IT teams streamline project workflows, reduce risks, and deliver projects on time.
- **Energy and Utilities:** Primavera P6 is used in the energy and utilities sector to plan and execute large-scale projects, such as power plant construction or infrastructure development. It ensures efficient resource allocation and timely completion of projects.
- **Government Projects:** Primavera P6 is favored by government organizations and agencies to manage and monitor public infrastructure projects. It provides the required visibility, control, and reporting capabilities for successful project execution.

Oracle Primavera P6 Versions to 20 PPM Professional is a game-changer when it comes to project planning and control. With its advanced features, organizations

can significantly improve project productivity, reduce risks, and deliver projects on time and within budget.

Whether you belong to the construction industry, engineering sector, IT domain, energy and utilities field, or even government projects, Oracle Primavera P6 is the go-to solution for effective project management. Embrace the power of Primavera P6 and take control of your projects like never before!



## Planning and Control Using Oracle Primavera P6 Versions 8 to 20 PPM Professional

by Paul E Harris (Kindle Edition)

★★★★☆ 4.3 out of 5

Language : English

File size : 26623 KB

Text-to-Speech : Enabled

Screen Reader : Supported

Enhanced typesetting : Enabled

Print length : 873 pages



All scheduling software is difficult to learn for a number of reasons. None have the optimal settings when installed and Layouts, User Preferences and default options need to be adjusted to obtain the best possible performance. Usually the Help files do not connect the user to real life situations and do not explain the practical use of functions. Furthermore, there are many flicks and switches with obscure names that are difficult to understand or decide what they do or which are important. These issues make learning the software very difficult without a comprehensive guide written by an experienced user. Investing in a book written by Paul E Harris will address all these issues and allow you to setup the software properly and understand all the obscure functions letting you become productive

more quickly and enhance your career opportunities and salary with a solid understanding of the software.

This book is an update of the author's Primavera P6 Version 8 to 19 book and contains a new section on Visualizer. The workshops have been updated so they start in the future. The book has been written so it may be used with any software industry version.

The book is packed with screen shots, constructive tips and contains workshops with solutions at the end of each chapter for the reader to practice the skills taught. It has been written so it may be used with either the Professional Project Management Client version or the Enterprise Project Portfolio Management Optional Client.

The book is aimed at:

1. People who wish learn the software but are unable to attend a training course and find the software reference manual hard going.
2. Project management companies who wish to run their own software training courses or provide their employees with an alternative text to the vendor supplied user manual.
3. Training organizations requiring a training manual to run their own training courses.

The book is designed to teach planners and schedulers in any industry how to setup and use the software in a project environment. It explains in plain English and in a logical sequence, the steps required to create and maintain an unresourced and resourced schedule. It tackles some of the more complex aspects of the software that the user manual does not address. It highlights the sources of information and the methods that should be employed to produce a realistic and useful project schedule.

The book provides advice on how on how the many software options may be applied to projects environments and it aims to teach readers how to plan and control projects created within the software package and stays focused on


explaining how to use Primavera to schedule projects by:

1. Concentrating on the core functions required to set up an enterprise environment and how to plan and control projects.
2. Providing command lists at the start of each chapter as a quick reference.
3. Providing a comprehensive table of contents and index of all topics.

The book is intended to be used:

1. As a self-teach book, or
2. A user guide, or
3. A training manual for a three-day training course.

This book is written by an experienced scheduler, who has used the software at the sharp end of projects and is not a techo. It draws on the author's practical experience in using the software in a wide variety of industries. It presents workable solutions to real day to day planning and scheduling problems and contains practical advice on how to set up the software and import data.



## **Unlocking the Power of Knowledge: Over 000 Terms Defined for IT and Business Professionals**

In the ever-evolving world of IT and business, understanding the terminologies and jargon associated with these fields is crucial for both professionals and...



## **The Most Updated Guide To Master Excel And Unlock All Its Features In Days**

Excel is a powerful tool that has revolutionized the way we handle data and analyze information. From creating simple spreadsheets to complex data analysis, Excel offers a...



## Planning And Control Using Microsoft Project 2013 2016 2019 - The Ultimate Guide

Are you struggling to effectively plan and control your projects? Look no further - Microsoft Project 2013, 2016, and 2019 is here to save the day! With its powerful...




## Experience Effortless Planning and Control with Microsoft Project 365 and 2021

Planning and controlling projects efficiently is crucial for businesses to achieve success and stay ahead of the competition. With the advancement of technology,...



## The Ultimate Guide to Planning and Control Using Oracle Primavera P6 Versions to 20 PPM Professional


Are you looking for a comprehensive planning and control solution for your projects? Look no further than Oracle Primavera P6 Versions to 20 PPM Professional. In this...



## 99 Tricks And Traps For Microsoft Office Project 2013 2016 And 2019


: Microsoft Office Project is a powerful tool used by project managers around the world. Whether you are working on small-scale projects or managing complex...





## The Rhino In Right Field: A Heartwarming Tale of Baseball and Friendship

Baseball has always been known as America's favorite pastime. From the crack of the bat to the roar of the crowd, there is something magical about stepping onto a baseball...



## 100 Native American Women Who Changed The World

Native American women have played a significant role in shaping the history and culture of their communities. Despite facing numerous challenges and obstacles...

[planning and control using oracle primavera p6](#)

[planning and control using oracle primavera p6 pdf](#)

[planning and control using oracle primavera p6 versions 8 to 21 ppm professional](#)

[project planning and control using oracle primavera p6 pdf free download](#)

[planning and control with oracle primavera p6 ppm professional](#)