

Uncovering The Mysteries Of Our Past - 25 Activities For Kids



alamy


Image ID: 2C95CK5
www.alamy.com

Do you want to ignite your child's curiosity about the past and help them discover fascinating secrets from ancient civilizations? Look no further! In this article, we will delve into the mysteries of our past through a series of 25 engaging activities specially designed for kids. These hands-on experiences will excite their imagination and encourage a love for history, archaeology, and uncovering the wonders hidden beneath the surface.

1. Become an Archaeologist for a Day

Let your little ones step into the shoes of an archaeologist by creating a mini excavation site in your backyard. Provide them with tools like brushes, trowels,

and small shovels to carefully uncover buried "artifacts" (you can bury small treasures or household items). This activity will give them a taste of the excitement that comes with discovering ancient objects.



Archaeology for Kids: Uncovering the Mysteries of Our Past, 25 Activities (For Kids series)

by Richard Panchyk (Kindle Edition)

★★★★☆ 4.2 out of 5

Language : English
File size : 23616 KB
Text-to-Speech : Enabled
Screen Reader : Supported
Enhanced typesetting : Enabled
Word Wise : Enabled
Print length : 344 pages
Lending : Enabled



2. Design Your Own Coat of Arms

Teach your kids about medieval times and heraldry by creating their own coat of arms. Discuss the symbolism behind different elements such as colors, animals, and shapes. Encourage them to design a unique coat of arms that represents their interests, values, and aspirations.

3. Create a Time Capsule

Time capsules are an exciting way to preserve memories and provide future generations with a glimpse into the past. Help your child gather items that represent their current lives, such as photographs, drawings, letters, and small mementos. Encourage them to write a letter to their future selves, capturing their hopes and dreams.

4. Plan a Visit to a Local Museum

Museums offer a treasure trove of artifacts, fossils, and historical objects. Research local museums and plan a visit with your child. Engage with the exhibits together, discussing the stories behind each object and encouraging their curious questions. Many museums also offer interactive displays and workshops specifically designed for children.

5. Create a Dinosaur Dig

Unleash the paleontologist within your child by organizing a dinosaur dig in your backyard. Hide dinosaur bones or plastic fossils and let your little ones excavate them like real scientists. Provide them with identification guides and teach them about different dinosaur species as they make their discoveries.

6. Solve Mysteries with Hieroglyphics

Introduce your child to the captivating world of ancient Egypt by teaching them how to decipher hieroglyphics. Create a simple cipher and ask them to decode secret messages. You can also create their name in hieroglyphics and let them write their own secret messages for others to unravel.

7. Construct a Roman Aqueduct

Explore the engineering marvels of the Roman Empire by challenging your child to build their own Aqueduct. Using household materials like straws, paper cups, and tape, they can design and construct a miniature version of these impressive structures. Discuss the importance of water supply systems in ancient civilizations.

8. Visit a Local Historical Site

Research historical sites near you and plan a day trip with your child. It could be an ancient burial ground, a preserved castle, or a historical landmark. Take a guided tour, listen to captivating stories, and encourage your child to imagine themselves living in that era.

9. Create Cave Paintings

Step back in time and introduce your child to prehistoric art by recreating cave paintings. Give them a large piece of paper or cardboard and let their creativity flow. Encourage them to depict scenes from their own lives or draw animals that lived during the Ice Age.

10. Build a Pyramid

Challenge your child to construct a miniature pyramid using building blocks or cardboard boxes. Discuss the significance of pyramids in ancient Egyptian culture and the engineering techniques used to build these impressive structures. You can even make it a family project and build a larger pyramid together!

11. Explore Greek Mythology

Spark your child's interest in Greek mythology by reading age-appropriate books or watching animated movies together. Discuss the various gods, goddesses, and mythical creatures. Encourage them to create their own mythological character and tell a story about their adventures.

12. Organize an Archaeological Hunt

Create an archaeological treasure hunt by hiding objects or clues around your house or garden. Provide your child with a map or series of instructions to follow in order to find the hidden treasures. This activity will engage their problem-solving skills and give them a taste of the thrill of discovery.

13. Visit a Historical Reenactment

Research upcoming historical reenactment events in your area. These events often bring history to life with costumed actors, interactive displays, and live demonstrations. Attend the reenactment with your child and let them immerse themselves in the sights, sounds, and experiences of a bygone era.

14. Create a Pharaoh's Mask

Design and create an ancient Egyptian pharaoh's mask using paper plates, paint, and craft supplies. Discuss the significance of masks in Egyptian rituals and how they represented power and protection. Encourage your child to create their own unique design, incorporating symbols and colours that hold personal meaning to them.

15. Construct a Stonehenge Replica

Stonehenge is a mysterious and awe-inspiring monument. Challenge your child to construct a replica using rocks, stones, or even edible materials like biscuits or marshmallows. Discuss the various theories surrounding Stonehenge's purpose and the mysteries that still surround its construction.

16. Explore Archaeological Virtual Tours

Take your child on a virtual tour of famous archaeological sites from around the world. Through the power of technology, they can explore ancient pyramids, Roman ruins, and even prehistoric caves. Discuss the history and significance of each site, and let their imagination run wild as they virtually step back in time.

17. Create a Museum Exhibit

Encourage your child's creativity by challenging them to curate their very own museum exhibit. They can gather objects, artwork or create replicas of artifacts

and display them in an organized and informative way. This activity will enhance their knowledge about different historical periods and provide an opportunity to practice presentation skills.

18. Dress-Up and Role-Play

Allow your child to explore history through dress-up and role-playing. Provide them with costumes representing different historical periods and let them immerse themselves in the lives of ancient kings, queens, warriors, or explorers. This activity will help them develop empathy and a deeper understanding of the past.

19. Explore Native American Culture

Introduce your child to the rich cultural heritage of Native American tribes. Explore their traditional crafts, music, and storytelling. Encourage them to create their own dreamcatcher, design pottery, or write a traditional Native American narrative.

20. Build a Roman Road

Challenge your child to design and construct a Roman road using sand, gravel, or clay. Discuss the importance of roads in ancient Rome and how they facilitated trade and communication. This activity will enhance their understanding of engineering principles and the versatility of Roman civilization.

21. Dig for Fossils

Visit a fossil-rich area or create your own fossil excavation site. Provide your child with tools like brushes and hammers to carefully extract fossils from rocks. Discuss the different types of fossils and the information they provide about the Earth's history and the existence of ancient life forms.

22. Journey Through Ancient Civilizations

Take your child on a virtual journey through different ancient civilizations like Egypt, Greece, Rome, Mesopotamia, or Maya. Read books, watch documentaries, or explore online resources to learn about their unique contributions to history, architecture, and culture. Discuss the similarities and differences among these civilizations and let their curiosity soar.

23. Create a Time Travel Journal

Encourage your child to imagine they are traveling back in time to witness historic events firsthand. Provide them with a journal to write about their experiences, feelings, and observations. This writing activity will not only enhance their creativity but also allow them to develop their storytelling skills.

24. Host a History Trivia Night


Organize a fun-filled history trivia night with your child and their friends or family members. Create questions ranging from different historical periods and civilizations. This activity will foster friendly competition and encourage learning through friendly interaction.

25. Design an Ancient City

Challenge your child to design and create their own ancient city using clay, building blocks, or other craft materials. Discuss the layout, infrastructure, and important elements of a city, such as temples, palaces, and marketplaces. This activity will stimulate their creativity, problem-solving skills, and understanding of urban planning.

By engaging your child in these 25 activities, you will not only uncover the mysteries of our past but also ignite their curiosity, spark their imagination, and

foster a deep appreciation for history. Let their journey through time begin today!



Archaeology for Kids: Uncovering the Mysteries of Our Past, 25 Activities (For Kids series)


by Richard Panchyk (Kindle Edition)

★★★★☆ 4.2 out of 5

Language : English
File size : 23616 KB
Text-to-Speech : Enabled
Screen Reader : Supported
Enhanced typesetting : Enabled
Word Wise : Enabled
Print length : 344 pages
Lending : Enabled



This activity book features 25 projects such as making a surface survey of a site, building a screen for sifting dirt and debris at a dig, tracking soil age by color, and counting tree rings to date a find, teaches kids the techniques that unearthed Neanderthal caves, Tutankhamun’s tomb, the city of Pompeii, and Tenochtitlan, capital of the Aztec empire. Kids will delight in fashioning a stone-age tool, playing a seriation game with old photographs of cars, “reading” objects excavated in their own backyards, and using patent numbers to date modern artifacts as they gain an overview of human history and the science that brings it back to life.




Uncovering The Mysteries Of Our Past - 25 Activities For Kids

Do you want to ignite your child's curiosity about the past and help them discover fascinating secrets from ancient civilizations? Look no further! In this...




History Just For Kids - Exploring the Past in a Fun Way!

History is a fascinating subject that allows us to learn about the past and understand how events shaped the world we live in today. While history can sometimes...




Discover the Epic World War II: A Riveting Journey Through History

World War II has always been a fascinating chapter in human history that has shaped the world we live in today. This global conflict, which lasted from 1939 to 1945,...



Unravel the Fascinating World of Baseball History for Kids

Baseball is not merely a game; it is a part of the American fabric, with a rich history that spans over a century. Introduced in the early 19th century, baseball has...



The Birth Of Rican: A Revolutionary Journey

Once upon a time, in a world full of turmoil and longing for change, the birth of a revolutionary movement took place. The Birth Of Rican was an event like no other,...




The Life And Times Of The Immigrant Nurse In The USA

Being an immigrant nurse in the USA is a journey that encompasses countless challenges, triumphs, and experiences that shape both personal and professional growth. From...



Nancy Antle: The Queen of Birthday Celebrations

Birthdays are special occasions that bring joy, laughter, and celebration. We all have our own ways of celebrating these milestones, but there is one person...



Unlocking the Extraordinary Story of "The Boy Who Read Everything"

Have you ever come across someone who couldn't put down a book, regardless of its genre or thickness? Meet Adam, the boy who amazed everyone in his small town with his...