

# Unlocking the Power of InfoPath with SharePoint 2013

In a digital age where data is king, organizations are constantly seeking efficient ways to capture, store, and analyze information. Microsoft SharePoint, a widely popular collaboration platform, offers a robust solution for managing and sharing content across teams. When combined with InfoPath, a powerful forms creation tool, SharePoint becomes even more formidable.

## What is InfoPath?

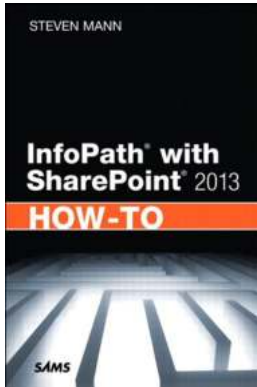
InfoPath is a versatile electronic forms software that allows users to create, distribute, and collect data via custom-built forms. It offers a user-friendly interface, making it accessible to both technical and non-technical users. By leveraging SharePoint's capabilities, InfoPath forms gain the ability to be published, shared, and integrated seamlessly within an organization's existing SharePoint environment.

## Maximizing Business Efficiency with InfoPath and SharePoint 2013

InfoPath with SharePoint 2013 provides organizations with an efficient way to streamline processes, improve data accuracy, and increase productivity. By replacing traditional paper forms with electronic ones, companies can avoid manual data entry, reduce errors, and accelerate information flow. Additionally, InfoPath forms are highly customizable, allowing businesses to tailor them to their specific needs and branding requirements.

### **InfoPath with SharePoint 2013 How-To**

by Steven Mann (1st Edition, Kindle Edition)



★★★★☆ 4.3 out of 5  
Language : English  
File size : 54136 KB  
Text-to-Speech : Enabled  
Enhanced typesetting : Enabled  
Print length : 368 pages  
Screen Reader : Supported



## Key Features and Benefits of InfoPath with SharePoint 2013:

- Drag-and-drop form creation
- Integration with SharePoint workflows
- Rich data validation and conditional formatting
- Seamless data collection and storage
- Integration with external data sources
- Support for mobile devices and offline access

## Getting Started with InfoPath and SharePoint 2013

To unleash the full potential of InfoPath with SharePoint 2013, organizations need to follow a few key steps. Firstly, understanding the business requirements and defining the purpose of the form is crucial. Whether it's gathering customer feedback, conducting surveys, or managing employee requests, identifying the desired outcomes will help determine the structure and design of the form.

After defining the form's purpose, users can leverage InfoPath's intuitive drag-and-drop interface to build visually appealing forms. With its wide range of pre-built templates and controls, InfoPath allows for seamless creation of complex forms without any coding knowledge. Users can add text boxes, checkboxes, dropdown menus, and even include conditional formatting to make the form dynamic and interactive.

Once the form is designed, it can be easily published to a SharePoint site. SharePoint serves as the central repository for form libraries, providing users with a centralized location to manage, share, and analyze collected data. The integration between InfoPath and SharePoint workflows enables organizations to automate business processes and streamline approvals, eliminating unnecessary paperwork and manual follow-ups.

## **The Power of InfoPath Forms in SharePoint Workflows**

One of the key advantages of using InfoPath with SharePoint 2013 is the ability to embed forms within SharePoint workflows. Workflows allow organizations to automate tasks and enforce consistent approvals and reviews. By incorporating InfoPath forms, users can easily initiate workflows based on form submission, enabling seamless routing, tracking, and notification of the approval process.

For example, an organization can utilize an InfoPath form to streamline the employee leave request process. Once an employee submits a leave request, a SharePoint workflow can automatically route the form to the relevant manager for approval. The manager can review the form, leave comments, and approve or reject the request directly from within SharePoint. This eliminates the need for manual paperwork, accelerates the decision-making process, and allows for easy tracking and reporting.

# Taking InfoPath Forms Mobile

With the increasing prevalence of mobile devices in the workplace, it is essential for companies to have a mobile-friendly solution. InfoPath forms can be designed to work seamlessly on both desktop and mobile devices, ensuring a consistent and user-friendly experience across platforms.

SharePoint 2013 offers responsive design capabilities, allowing forms to adapt to different screen sizes and orientations. This flexibility enables employees to access and complete forms on the go, even without an internet connection. Once connectivity is restored, the data automatically syncs with SharePoint, ensuring seamless integration and no loss of vital information.

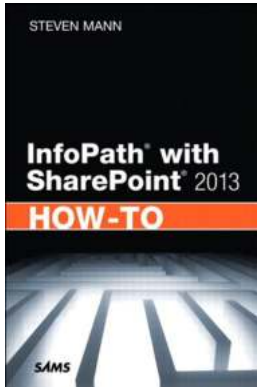
## InfoPath with SharePoint 2013 - Unlock the Potential

In today's data-driven world, organizations must harness the power of technology to streamline processes and maximize efficiency. InfoPath with SharePoint 2013 provides a compelling solution for creating, distributing, and analyzing forms effectively. By capitalizing on its robust features and seamless integration with SharePoint, businesses can unlock new opportunities to improve data accuracy, reduce manual efforts, and enhance collaboration.

So, why wait? Embrace the potential of InfoPath with SharePoint 2013 and embark on a journey towards transforming your organization's form management processes. From streamlining approvals to simplifying data collection, InfoPath's versatility can shape the way you capture and utilize data within your organization.

**Author: Steven Mann**

The author, Steven Mann, is an expert in SharePoint and has been assisting organizations in implementing seamless solutions. With a deep understanding of InfoPath and its integration with SharePoint, Steven has enabled numerous businesses to leverage technology for enhancing their data collection and workflow processes.



## InfoPath with SharePoint 2013 How-To

by Steven Mann (1st Edition, Kindle Edition)

★★★★☆ 4.3 out of 5

Language : English  
File size : 54136 KB  
Text-to-Speech : Enabled  
Enhanced typesetting : Enabled  
Print length : 368 pages  
Screen Reader : Supported




Need fast, reliable, easy-to-use solutions for using InfoPath® with SharePoint® 2013? This book delivers exactly what you're looking for: step-by-step help and guidance with the tasks you'll perform most often. You'll learn better ways to design and develop intuitive, effective form-based solutions, and then efficiently administer, secure, and troubleshoot them. The industry's most focused resource for solving business problems with SharePoint and InfoPath forms, this book provides all the answers you need—now!

Steven Mann is an Enterprise Applications Engineer for Morgan Lewis and has nearly 20 years of professional experience with collaboration and business intelligence, including a decade working with SharePoint. Formerly Principal

Architect for RDA Corporation, his books include InfoPath with SharePoint 2010 How-To, Microsoft SharePoint 2010 Business Intelligence Unleashed, SharePoint 2010 Field Guide, and SharePoint 2010 Managed Metadata Unleashed.


Fast, Accurate, and Easy-to-Use!

- ¿ Discover powerful tips for success with InfoPath Designer 2013
- ¿ Efficiently create SharePoint form controls, rules, and functions
- ¿ Master form page design, views, and list forms
- ¿ Submit, publish, and use data in SharePoint forms
- ¿ Streamline business processes by integrating forms into SharePoint workflows
- ¿ Design more intuitive, easier-to-use forms with InfoPath controls, functionality, and settings
  - ¿ Use template parts to create reusable form components, including controls, fields, and data connections
  - ¿ Leverage Visual Studio 2012 with InfoPath to build solutions and application-level add-ins
  - ¿ Dynamically populate repeating tables in forms
  - ¿ Elegantly track changes in SharePoint forms
  - ¿ Automatically generate new InfoPath form instances
  - ¿ Use SharePoint 2013 Central Administration to manage forms and Forms Services
    - ¿ Automate InfoPath Form Services administration with PowerShell
    - ¿ Manage form permissions to control user access and rights
    - ¿ Troubleshoot form development, deployment, publishing, and form submission




## Discover the Power of InfoPath with SharePoint 2010: A Step-by-Step Guide by Steven Mann

Are you looking to unleash the full potential of InfoPath with SharePoint 2010? Look no further! In this comprehensive guide, we will...




## Microsoft Project 2016: Creating Project Supports 2010, 2013, And 2016 Level

Microsoft Project is widely recognized as a powerful project management tool. With each new version, it brings enhanced features and capabilities to...



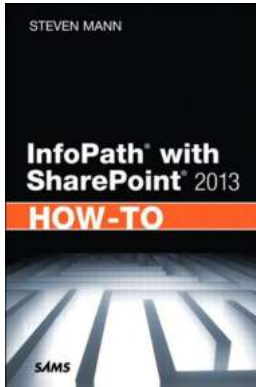
## Unleash Your Data Superpowers - Mastering Microsoft Power BI

In today's data-driven world, businesses need powerful tools to gain valuable insights from their data. Microsoft...



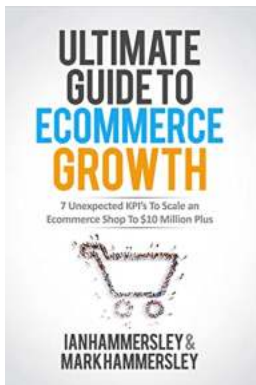
## Discover the Miraculous Translation of the Quran: Learn To Read and Understand the Divine Words of Allah

For billions of Muslims worldwide, the Quran is not just a book but the divine words of Allah. It is a source of guidance, inspiration, and solace. The Quran is a timeless...




## Unlocking the Power of InfoPath with SharePoint 2013

In a digital age where data is king, organizations are constantly seeking efficient ways to capture, store, and analyze information. Microsoft SharePoint, a...




## Unexpected KPIs To Scale An E-commerce Shop To 10 Million Plus

Are you dreaming of scaling your e-commerce shop to the impressive 10 million mark but unsure of how to get there? While many online retailers focus primarily on traditional...



## The Spooktacular Halloween Extravaganza on Shivermore Street: A Night of Chills and Thrills!

Step into the enchanting world of Halloween on Shivermore Street, where the moonlight casts an eerie glow on the spooky decorations and the air is filled with a sense of...



## The Art Of Possibility: Unlocking Your Creative Potential

Do you often find yourself stuck in a rut, unable to break free from the limitations that hold you back? If so, it's time to explore the art of...

[infopath 2013 sharepoint online](#)

[infopath tutorial sharepoint 2013](#)



